

- Non-farm payrolls in the USA increased by 390,000 in May, exceeding the estimates, while the unemployment rate remained unchanged at 3.6 percent.
- Bank of America revised its rate hike expectations from the European Central Bank (ECB) for this year. The Bank expects the ECB to increase interest rates by 50 basis points each in July and September, and by 25 basis points each in October and December.
- According to the European Statistical Office (Eurostat), European Union (EU) and Eurozone retail sales data for April, sales decreased by 1.3 percent in both the EU and the Eurozone.
- Economic activity in the Eurozone was strong in May, but slowed due to factors such as rising cost of living, supply chain woes and the war in Ukraine. Composite PMI in the Eurozone fell to 54.8 from 55.8 in April, according to S&P Global data. Thus, growth continued in the 15th month. A value above 50 indicates growth.
- The Global Food Price Index, announced by the United Nations (UN) Food and Agriculture Organization (FAO), decreased slightly in May.
- After the collapse in Terra and cryptocurrencies became the focus of the global economy, Japan became one of the first major economies to introduce a legal framework around stablecoins. Japan's parliament has passed a bill that clarifies the legal status of stablecoins. Under the new law, stablecoins will be linked to the yen or another national currency, guaranteeing holders the right to use them at face value.
- According to US prosecutors, the likelihood of Terra (LUNA) CEO Do Kwon going to jail is very low.
- The Central African Republic plans to tokenize natural resources in the country as the next step in its journey to adopt Bitcoin.
- The Turkish Statistical Institute (TUIK) published consumer and producer price indices for May. Accordingly, annual consumer inflation reached 73.50 percent, the highest level since October 1998. Producer inflation, on the other hand, was 132.16 percent, the highest level since 1995.
- According to the data of the Central Bank of the Republic of Turkey, the net foreign exchange position deficit of companies excluding the financial sector was 114 billion 131 million dollars in the period of March 2022. The foreign exchange deficit decreased by 5 billion 466 million dollars.
- In April, the profit of the banking sector in Turkey increased by 707.8 percent year on year to 34.9 billion TL.

FOREX

Name :	Last	Open	High	Low	Chg :	Chg % :
 Dollar Index Futures	102.115	101.752	102.210	101.555	+0.283	+0.28%
 EUR/USD	1.0720	1.0745	1.0754	1.0705	-0.0025	-0.23%
 GBP/USD	1.2522	1.2570	1.2590	1.2520	-0.0052	-0.41%
 USD/TRY	15.5214	15.4574	15.5841	15.5600	+0.0540	+0.35%
 WPI/USD	119.94	49.91	120.06	116.30	+1.23	+1.00%
 XBR/USD	121.83	55.14	121.51	116.26	+1.21	+1.00%
 Bitcoin	29,495.5	30,045.4	30,674.8	29,330.8	-559.3	-1.90%
 Ethereum	1,768.17	1,804.24	1,843.31	1,760.83	-36.07	-2.00%
 XRP	0.38540	0.38710	0.41032	0.38653	-0.00768	-1.98%
 Dogecoin	0.080257	0.081473	0.082309	0.079090	-0.001221	-1.50%

European stock markets are dominated by sales on the last trading day of the week. England is closed today. DAX is down and 14466, CAC 40 is down and 6489.

The direction is also down in the USA today. Dow Jones is down and 32973, S&P 500 down and 4117, Nasdaq down and 12582.

XAU/USD

Gold's trading range today is 1856-1874, with the last trading price being 1858. The resistance levels are 1870 and 1875, and the support levels are 1850 and 1841.

RESISTANCE 1 / 1870 RESISTANCE 2 / 1875
SUPPORT 1 / 1850 SUPPORT 2 / 1841



XAG/USD

Silver's trading range is 22.01-22.48 today, while the last trading price is 22.04. Resistance levels are 22.45 and 22.60, support levels are 22.15 and 22.00.

RESISTANCE 1 / 22.45 RESISTANCE 2 / 22.60
SUPPORT 1 / 22.15 SUPPORT 2 / 22.00



DAX

The index's trading range today is 14460-14641, while its latest level is 14466. The resistance levels are 14600 and 14800, and the support levels are 14465 and 14320.

RESISTANCE 1 / 14600 RESISTANCE 2 / 14800
SUPPORT 1 / 14465 SUPPORT 2 / 14320



ETHEREUM









The trading range of Ethereum today is 1734-1850, the last trading price is 1768. The resistance levels are 1845 and 1925, and the support levels are 1700 and 1540.

RESISTANCE 1 / 1845 RESISTANCE 2 / 1925
SUPPORT 1 / 1700 SUPPORT 2 / 1540



- All recent market values in the report represent the values at the time the report was written.

ECONOMIC CALENDAR

Time	Cur.	Imp.	Event	Actual	Forecast	Previous
Friday, June 3, 2022						
All Day		Holiday	United Kingdom - Bank Holiday			
All Day		Holiday	Hong Kong - Dragon Boat Festival			
All Day		Holiday	China - Dragon Boat Festival			
All Day		Holiday	China - Dragon Boat Festival			
00:00	 KRW	★ ★ ☆	CPI (YoY) (May)	5.4%	5.1%	4.8%
00:00	 AUD	★ ☆ ☆	Services PMI	53.2		56.1
01:01	 EUR	★ ☆ ☆	Irish Services PMI (May)	60.2		61.7
01:30	 JPY	★ ★ ☆	Services PMI (May)	52.6	51.7	50.7
02:30	 AUD	★ ★ ☆	Home Loans (MoM)	-7.3%	-1.0%	0.9%
02:30	 AUD	★ ☆ ☆	Invest Housing Finance (MoM)	-4.8%		2.9%
06:00	 INR	★ ☆ ☆	Nikkei Services PMI (May)	58.9	57.5	57.9
06:00	 SGD	★ ☆ ☆	Retail Sales (MoM)	1.2%		7.4%
06:00	 SGD	★ ☆ ☆	Retail Sales (YoY)	12.1%		8.8%
07:00	 EUR	★ ☆ ☆	German Exports (MoM) (Apr)	4.4%	1.5%	-3.0%
07:00	 EUR	★ ☆ ☆	German Imports (MoM) (Apr)	3.1%	0.2%	3.2%
07:00	 EUR	★ ★ ☆	German Trade Balance (Apr)	3.5B	1.6B	1.9B
07:30	 SEK	★ ☆ ☆	Services PMI (MoM) (May)	68.2		68.1
07:45	 EUR	★ ☆ ☆	French Industrial Production (MoM) (Apr)	-0.1%	0.3%	-0.4%
08:15	 EUR	★ ★ ☆	Spanish Services PMI (May)	56.5	56.0	57.1
08:15	 ZAR	★ ☆ ☆	South Africa Standard Bank PMI (May)	50.7		50.3
08:45	 EUR	★ ☆ ☆	Italian Composite PMI (May)	52.4		54.5
08:45	 EUR	★ ★ ☆	Italian Services PMI (May)	53.7	54.5	55.7
08:50	 EUR	★ ☆ ☆	French Markit Composite PMI (May)	57.0	57.1	57.1
08:50	 EUR	★ ★ ☆	French Services PMI (May)	58.3	58.4	58.4
08:55	 EUR	★ ☆ ☆	German Composite PMI (May)	53.7	54.6	54.6
08:55	 EUR	★ ★ ☆	German Services PMI (May)	55.0	56.3	56.3
09:00	 NOK	★ ☆ ☆	Unemployment Change (May)	64.05K		67.04K
09:00	 NOK	★ ☆ ☆	Unemployment Rate n.s.a. (May)	1.60%	1.90%	1.90%
09:00	 EUR	★ ★ ☆	Markit Composite PMI (May)	54.8	54.9	54.9
09:00	 EUR	★ ★ ☆	Services PMI (May)	56.1	56.3	56.3
10:00	 NOK	★ ☆ ☆	House Price Index (YoY) (May)	6.40%		6.20%
10:00	 EUR	★ ☆ ☆	Retail Sales (YoY) (Apr)	3.9%	5.4%	1.6%
10:00	 EUR	★ ★ ☆	Retail Sales (MoM) (Apr)	-1.3%	0.3%	0.3%
11:00	 EUR	★ ☆ ☆	Irish GDP (QoQ) (Q1)	10.8%		-6.2%

ECONOMIC CALENDAR

11:00	 EUR	★☆☆	Irish GDP (YoY) (Q1)	11.0%		9.6%
11:00	 EUR	★☆☆	Irish GNP (QoQ) (Q1)	-0.4%		-2.8%
11:00	 EUR	★☆☆	Irish GNP (YoY) (Q1)	8.2%		6.4%
11:45	 EUR	★★★	ECB's Enria Speaks <small>Ⓜ</small>)			
12:30	 INR	★☆☆	FX Reserves, USD	601.36B		597.51B
13:00	 BRL	★★★	Industrial Production (YoY) (Apr)	-0.5%	-0.8%	-2.1%
13:00	 BRL	★☆☆	Industrial Production (MoM) (Apr)	0.1%	0.1%	0.3%
13:30	 USD	★★★	Average Hourly Earnings (MoM) (May)	0.3%	0.4%	0.3%
13:30	 USD	★★★	Average Hourly Earnings (YoY) (YoY) (May)	5.2%	5.2%	5.5%
13:30	 USD	★☆☆	Average Weekly Hours (May)	34.6	34.6	34.6
13:30	 USD	★☆☆	Government Payrolls (May)	57.0K		31.0K
13:30	 USD	★☆☆	Manufacturing Payrolls (May)	18K	40K	61K
13:30	 USD	★★★	Nonfarm Payrolls (May)	390K	325K	436K
13:30	 USD	★★★	Participation Rate (May)	62.3%		62.2%
13:30	 USD	★★★	Private Nonfarm Payrolls (May)	333K	325K	405K
13:30	 USD	★☆☆	U6 Unemployment Rate (May)	7.1%		7.0%
13:30	 USD	★★★	Unemployment Rate (May)	3.6%	3.5%	3.6%
13:30	 CAD	★★★	Labor Productivity (QoQ) (Q1)	-0.5%	-0.5%	-0.6%
14:00	 BRL	★☆☆	Markit Composite PMI (May)	58.0		58.5
14:00	 BRL	★☆☆	Markit Services PMI (May)	58.6		60.6
14:45	 USD	★★★	Markit Composite PMI (May)	53.6	53.8	56.0
14:45	 USD	★★★	Services PMI (May)	53.4	53.5	55.6
15:00	 USD	★☆☆	ISM Non-Manufacturing Business Activity (May)	54.5		59.1
15:00	 USD	★★★	ISM Non-Manufacturing Employment (May)	50.2		49.5
15:00	 USD	★☆☆	ISM Non-Manufacturing New Orders (May)	57.6		54.6
15:00	 USD	★★★	ISM Non-Manufacturing PMI (May)	55.9	56.4	57.1
15:00	 USD	★☆☆	ISM Non-Manufacturing Prices (May)	82.1		84.6
15:30	 USD	★★★	FOMC Member Brainard Speaks <small>Ⓜ</small>)			
9 min	 BRL	★☆☆	Foreign Exchange Flows			-0.132B
18:00	 USD	★★★	U.S. Baker Hughes Oil Rig Count			574
18:00	 USD	★★★	U.S. Baker Hughes Total Rig Count			727

LEGAL DISCLAIMER: The texts, information and graphics in this report and the comments are the first sources available in good faith and their accuracy, validity and effectiveness, in short, in any form, form and name, without constituting any guarantee, guarantee, and only information on the basis of any decision. Compiled in order to obtain. From the comments in these reports; Efor Forex and its employees are not responsible for any damages that may arise in matters such as missing information and / or updates. Efor Forex can change and / or eliminate such information and recommendations at any time, in no way and in any way, without the need for prior notice and / or warning.

This report and comments, prepared for the purpose of providing information in general, comprehensive information,

Since it does not contain any commitment of Efor Forex in any way and in any way, the decisions to be taken, the results to be reached, the transactions to be carried out and any risks that may occur will be their own and will be exclusive to these persons. For this reason, this report, comments and information on the basis of the decisions to be taken by private and / or legal persons, the results to be reached, all kinds of material and moral damages, loss of profit, loss of profit, under whatever name the concerned parties or third parties Efor Forex and its employees will not be liable for any direct and / or consequential damages and losses, and the concerned parties do not have the right to claim any compensation from Efor Forex and its employees under any name whatsoever for the damages incurred / to be incurred. they know and accept. This report, comment and the information contained in the "investment advisory" service and / or has no activity; people and institutions who want to receive investment consultancy services,

It is obligatory to contact the institutions and organizations authorized to provide the service and to receive this service in return for a contract. The comments and recommendations contained herein are based on the personal opinions of those who have made comments and recommendations. Since these opinions are generally arranged within the scope of general investment consultancy activity and do not contain personal reports, comments and recommendations, they may not be appropriate for your financial situation and risk and return preferences. Therefore, making an investment decision based solely on the information contained herein may not produce results in line with your expectations.