

AGENDA AND MARKETS OVERVIEW

- Today, inflation data will be announced at 10:00 in Turkey, and non-farm payrolls and unemployment rate data will be announced at 15:30 in the USA and will be followed carefully by the markets.
- US Federal Reserve (Fed) Vice President Lael Brainard stated that 50 basis points interest rate hikes each in the June and July meetings were "an appropriate way" and said, "There is no reason to hesitate in September."
- Cleveland Fed President Loretta Mester said she is in favor of the Fed's continued aggressive rate hikes in the next two meetings. "Given the economic conditions, the Fed funds rate hike should continue," Mester said.
- A high-profile warning came from Goldman Sachs, after JPMorgan CEO Jamie Dimon warned investors of the impending hurricane. Goldman Sachs Chairman John Waldron predicted unprecedented shocks to the economy.
- Larry Fink, CEO of BlackRock, the world's largest asset management company, said that inflation will remain high for several more years due to the impact of the deterioration in global supply chains.
- The US administration announced new sanctions targeting Russian elites close to Russian President Vladimir Putin and their yachts and jets.
- German Chancellor Olaf Scholz promised to end the dependency on Russian gas in a statement after the Prime Ministers' Summit with the chancellors of 16 states.
- Dmitry Medvedev, Deputy Chairman of the Russian Security Council, said that if Ukraine attacks Russian land and facilities, the Russian Armed Forces will have to respond with attacks on Ukraine's decision-making centers. Medvedev's statement came after US President Biden announced that Ukraine would be provided with HIMARS rocket systems with a range that could hit Russian land as well.
- Ukrainian President Volodymyr Zelensky announced that the Russian army currently controls 20 percent of Ukrainian territory.
- Sarah Bianchi, Deputy US Trade Representative, announced that the US is considering all options regarding the China tariff.
- China has called on the United States to end trade talks with Taiwan, with which it has a sovereignty dispute.
- Inflation in South Korea reached its highest level in 14 years due to rising energy and commodity prices.
- NATO Secretary General Jens Stoltenberg stated that Turkey's concerns about Sweden and Finland's NATO membership should be discussed and they are doing it now.
- There has been a rapid increase in the trend growth of consumer loans in Turkey in recent weeks. The loan growth rate, which was 17.7 percent in mid-April, outstripped the commercial loan growth with 49.7 percent as of May 27.
- The US 10-year bond yield traded in the range of 2.88%-2.94% yesterday, closing at 2.91%. the last trading level today is 2.92%.
- The dollar index moved in the range of 101.73-102.61 yesterday, closing at 101.74. The last level today is 101.72.
- Brent oil was traded in the range of 114.09-120.29 yesterday, the closing was 119.97. The last trading price today is 118.93.
- Ethereum was traded in the range of 1780-1842 yesterday, closing was 1821. The last transaction price today is 1819.

STOCK MARKETS

There were strong gains yesterday after two days of losses in European stock markets. DAX closed at 14608, CAC 40 at 6547. The UK will also be closed today. In the futures market, DAX is up 0.83%, Euro Stoxx 50 is up 0.76%.

There were strong rises in the USA yesterday. Dow Jones closed at 33272, S&P 500 at 4179, and Nasdaq at 12895. In the futures market, Dow Jones is up 0.12%, S&P 500 is up 0.11% and Nasdaq 100 is up 0.01%.

Asian stock markets are up today, China and Hong Kong are closed. Nikkei 225 is 1.22% up and 27747.



CRYPTOCURRENCY MARKET

#	Name	Symbol	Price (USD)	Market Cap	Vol (24h)	Total Vol	Chg (24h)	Chg (7D)
1	Bitcoin	BTC	30,459.2	\$581.03B	\$27.78B	41.47%	+1.96%	+6.22%
2	Ethereum	ETH	1,819.27	\$220.82B	\$15.58B	23.26%	-0.15%	+4.74%
3	Tether	USDT	1.0000	\$72.50B	\$47.23B	70.51%	-0.07%	+0.03%
4	USD Coin	USDC	1.0008	\$54.08B	\$4.38B	6.54%	0%	-0.02%
5	BNB	BNB	306.6	\$50.15B	\$1.16B	1.73%	+1.22%	+4.45%
6	Cardano	ADA	0.5891	\$19.05B	\$1.09B	1.63%	+4.16%	+20.73%
7	XRP	XRP	0.40710	\$19.70B	\$1.18B	1.76%	+3.53%	+3.53%
8	Binance USD	BUSD	1.0007	\$18.10B	\$4.20B	6.40%	-0.01%	+0.00%
9	Solana	SOL	46.790	\$13.91B	\$1.35B	2.02%	+3.90%	+0.74%
10	Dogecoin	DOGE	0.082483	\$10.95B	\$396.63M	0.59%	+1.80%	+7.52%
11	Polkadot	DOT	9.840	\$9.73B	\$463.10M	0.89%	+4.02%	+13.45%
12	Wrapped Bitcoin	WBTC	30,485.09	\$8.34B	\$195.62M	0.29%	+2.14%	+5.96%
13	TRON	TRX	0.085081	\$7.95B	\$917.84M	1.37%	+3.22%	+7.27%
14	Dai	DAI	1.00068	\$6.83B	\$194.07M	0.29%	-0.10%	+0.02%
15	Avalanche	AVAX	24.05	\$6.78B	\$523.41M	0.78%	+2.91%	+6.60%
16	SHIBA INU	SHIB	0.00001107	\$6.10B	\$263.57M	0.39%	+1.66%	+7.60%
17	Polygon	MATIC	0.612	\$4.88B	\$347.94M	0.52%	+1.88%	+6.88%
18	UNUS SED LEO	LEO	4.9046	\$4.66B	\$6.04M	0.01%	+0.04%	+0.10%
19	Cronos	CRO	0.1836	\$4.66B	\$26.40M	0.04%	+2.42%	+10.88%
20	Litecoin	LTC	64.1	\$4.53B	\$463.62M	0.69%	+2.23%	+3.91%

XAU/USD

Gold's trading range was 1844-1870 yesterday, and its closing was 1868. The last trading price today is 1867. The resistance levels are 1870 and 1875, and the support levels are 1850 and 1841.

RESISTANCE 1 / 1870 RESISTANCE 2 / 1875
SUPPORT 1 / 1850 SUPPORT 2 / 1841



WTI CRUDE OIL

The trading range for WTI crude was 111.89-118.54 yesterday, with the closing at 118.26. The last transaction price today is 117.10. Resistance levels are 118.00 and 120.00, support levels are 116.60 and 115.50.

RESISTANCE 1 / 118.00 RESISTANCE 2 / 120.00
SUPPORT 1 / 116.60 SUPPORT 2 / 115.50



DAX

The trading range of the index was 14323-14603 yesterday, while its closing was 14603. In the futures market, the index is up 0.83%. The resistance levels are 14800 and 15000, the support levels are 14465 and 14320.

RESISTANCE 1 / 14800 RESISTANCE 2 / 15000
SUPPORT 1 / 14465 SUPPORT 2 / 14320



EUR/USD

The trading range of the pair was 1.0643-1.0750 yesterday, and the close was 1.0745. The last trading price today is 1.0754. Resistance levels are 1.0785 and 1.0805, support levels are 1.0720 and 1.0640.

RESISTANCE 1 / 1.0785 RESISTANCE 2 / 1.0805
SUPPORT 1 / 1.0720 SUPPORT 2 / 1.0640



GBP/USD

The trading range of the pair was 1.2469-1.2586 yesterday, and the close was 1.2576. The last trading price today is 1.2576. The resistance levels are 1.2635 and 1.2710, the support levels are 1.2530 and 1.2500.

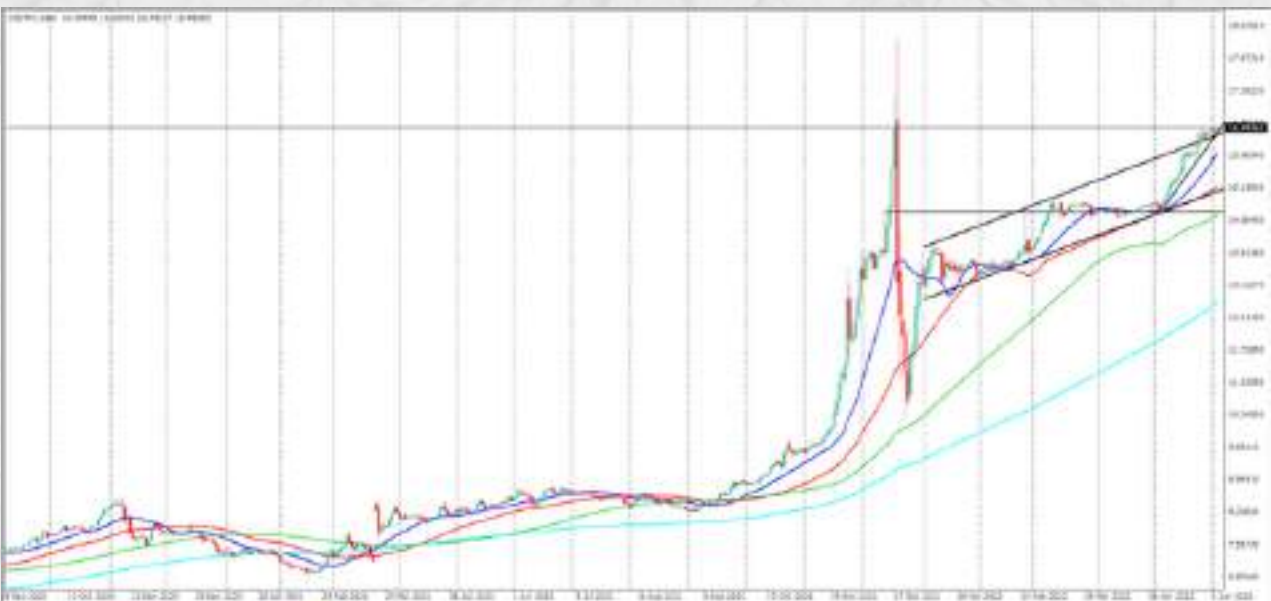
RESISTANCE 1 / 1.2635 RESISTANCE 2 / 1.2710
SUPPORT 1 / 1.2530 SUPPORT 2 / 1.2500



USD/TRY

The trading range of the pair yesterday was 16.3977-16.4943, and the close was 16.4652. The last trading price today is 16.4865. Resistance levels are 16.5000 and 16.5950, support levels are 16.4020 and 16.3530.

RESISTANCE 1 / 16.5000 RESISTANCE 2 / 16.5950
SUPPORT 1 / 16.4020 SUPPORT 2 / 16.3530



BITCOIN




























Bitcoin's trading range was 29490-30366 yesterday and its closing was 30212. The last trading price today is 30459. Resistance levels 31000 and 31400, support levels 30000 and 29840.

RESISTANCE 1 / 31000 **RESISTANCE 2 / 31400**
SUPPORT 1 / 30000 **SUPPORT 2 / 29840**



- All last market values in the report represent the values at the time the report was written.

ECONOMIC CALENDAR

Time	Cur.	Imp.	Event	Actual	Forecast	Previous
Friday, June 3, 2022						
All Day		Holiday	United Kingdom - Bank Holiday			
All Day		Holiday	Hong Kong - Dragon Boat Festival			
All Day		Holiday	China - Dragon Boat Festival			
All Day		Holiday	China - Dragon Boat Festival			
00:00	 KRW	★ ★ ☆	CPI (YoY) (May)	5.4%	5.1%	4.8%
00:00	 AUD	★ ☆ ☆	Services PMI	53.2		56.1
01:01	 EUR	★ ☆ ☆	Irish Services PMI (May)	60.2		61.7
01:30	 JPY	★ ★ ☆	Services PMI (May)	52.6	51.7	50.7
02:30	 AUD	★ ★ ☆	Home Loans (MoM)	-7.3%	-1.0%	0.9%
02:30	 AUD	★ ☆ ☆	Invest Housing Finance (MoM)	-4.8%		2.9%
06:00	 INR	★ ☆ ☆	Nikkei Services PMI (May)	58.9	57.5	57.9
06:00	 SGD	★ ☆ ☆	Retail Sales (YoY)	12.1%		8.8%
06:00	 SGD	★ ☆ ☆	Retail Sales (MoM)	1.2%		7.4%
07:00	 EUR	★ ☆ ☆	German Exports (MoM) (Apr)	4.4%	1.5%	-3.0%
07:00	 EUR	★ ☆ ☆	German Imports (MoM) (Apr)	3.1%	0.2%	3.2%
07:00	 EUR	★ ★ ☆	German Trade Balance (Apr)	3.5B	1.6B	1.9B
13 min	 SEK	★ ☆ ☆	Services PMI (MoM) (May)			68.1
28 min	 EUR	★ ☆ ☆	French Industrial Production (MoM) (Apr)		0.3%	-0.5%
43 min	 EUR	★ ☆ ☆	Gemran Current Account Balance n.s.a (Apr)			18.8B
58 min	 EUR	★ ★ ☆	Spanish Services PMI (May)		56.0	57.1
58 min	 ZAR	★ ☆ ☆	South Africa Standard Bank PMI (May)			50.3
08:45	 EUR	★ ☆ ☆	Italian Composite PMI (May)			54.5
08:45	 EUR	★ ★ ☆	Italian Services PMI (May)		54.5	55.7
08:50	 EUR	★ ☆ ☆	French Markit Composite PMI (May)		57.1	57.1
08:50	 EUR	★ ★ ☆	French Services PMI (May)		58.4	58.4
08:55	 EUR	★ ☆ ☆	German Composite PMI (May)		54.6	54.6
08:55	 EUR	★ ★ ☆	German Services PMI (May)		56.3	56.3
09:00	 NOK	★ ☆ ☆	Unemployment Change (May)			67.20K
09:00	 NOK	★ ☆ ☆	Unemployment Rate n.s.a. (May)		1.90%	1.90%
09:00	 EUR	★ ★ ☆	Markit Composite PMI (May)		54.9	54.9
09:00	 EUR	★ ★ ☆	Services PMI (May)		56.3	56.3
10:00	 NOK	★ ☆ ☆	House Price Index (YoY) (May)			6.20%
10:00	 EUR	★ ★ ☆	Retail Sales (MoM) (Apr)		0.3%	-0.4%
10:00	 EUR	★ ☆ ☆	Retail Sales (YoY) (Apr)		5.4%	0.8%
11:00	 EUR	★ ☆ ☆	Irish GDP (QoQ)			-5.4%
11:00	 EUR	★ ☆ ☆	Irish GDP (YoY)			9.6%

ECONOMIC CALENDAR

11:00	 EUR	★☆☆	Irish GNP (QoQ)	-2.1%	
11:00	 EUR	★☆☆	Irish GNP (YoY)	6.4%	
11:45	 EUR	★★★	ECB's Enria Speaks 		
12:30	 INR	★☆☆	Bank Loan Growth	11.9%	
12:30	 INR	★☆☆	Deposit Growth	9.7%	
12:30	 INR	★☆☆	FX Reserves, USD	597.51B	
13:00	 BRL	★★★	Industrial Production (YoY) (Apr)	-0.8%	-2.1%
13:00	 BRL	★☆☆	Industrial Production (MoM) (Apr)	0.1%	0.3%
13:30	 USD	★★★	Average Hourly Earnings (YoY) (YoY) (May)	5.2%	5.5%
13:30	 USD	★★★	Average Hourly Earnings (MoM) (May)	0.4%	0.3%
13:30	 USD	★☆☆	Average Weekly Hours (May)	34.6	34.6
13:30	 USD	★☆☆	Government Payrolls (May)	22.0K	
13:30	 USD	★☆☆	Manufacturing Payrolls (May)	40K	55K
13:30	 USD	★★★	Nonfarm Payrolls (May)	325K	428K
13:30	 USD	★★★	Participation Rate (May)	62.2%	
13:30	 USD	★★★	Private Nonfarm Payrolls (May)	325K	408K
13:30	 USD	★☆☆	U6 Unemployment Rate (May)	7.0%	
13:30	 USD	★★★	Unemployment Rate (May)	3.5%	3.6%
13:30	 CAD	★★★	Labor Productivity (QoQ) (Q1)	-0.5%	-0.5%
14:00	 BRL	★☆☆	Markit Composite PMI (May)	58.5	
14:00	 BRL	★☆☆	Markit Services PMI (May)	60.6	
14:45	 USD	★★★	Markit Composite PMI (May)	53.8	56.0
14:45	 USD	★★★	Services PMI (May)	53.5	55.6
15:00	 USD	★☆☆	ISM Non-Manufacturing Business Activity (May)	59.1	
15:00	 USD	★★★	ISM Non-Manufacturing Employment (May)	49.5	
15:00	 USD	★☆☆	ISM Non-Manufacturing New Orders (May)	54.6	
15:00	 USD	★★★	ISM Non-Manufacturing PMI (May)	56.4	57.1
15:00	 USD	★☆☆	ISM Non-Manufacturing Prices (May)	84.6	
15:30	 USD	★★★	FOMC Member Brainard Speaks 		
15:30	 INR	★☆☆	M3 Money Supply	9.3%	
16:00	 BRL	★☆☆	Foreign Exchange Flows	-0.132B	
18:00	 USD	★★★	U.S. Baker Hughes Oil Rig Count	574	
18:00	 USD	★★★	U.S. Baker Hughes Total Rig Count	727	

LEGAL DISCLAIMER: The texts, information and graphics in this report and the comments are the first sources available in good faith and their accuracy, validity and effectiveness, in short, in any form, form and name, without constituting any guarantee, guarantee, and only information on the basis of any decision. Compiled in order to obtain. From the comments in these reports; Efor Forex and its employees are not responsible for any damages that may arise in matters such as missing information and / or updates. Efor Forex can change and / or eliminate such information and recommendations at any time, in no way and in any way, without the need for prior notice and / or warning.

This report and comments, prepared for the purpose of providing information in general, comprehensive information, Since it does not contain any commitment of Efor Forex in any way, the decisions to be taken, the results to be reached, the transactions to be carried out and any risks that may occur will be their own and will be exclusive to these persons. For this reason, this report, comments and information on the basis of the decisions to be taken by private and / or legal persons, the results to be reached, all kinds of material and moral damages, loss of profit, loss of profit, under whatever name the concerned parties or third parties Efor Forex and its employees will not be liable for any direct and / or consequential damages and losses, and the concerned parties do not have the right to claim any compensation from Efor Forex and its employees under any name whatsoever for the damages incurred / to be incurred. they know and accept. This report, comment and the information contained in the "investment advisory" service and / or has no activity; people and institutions who want to receive investment consultancy services, It is obligatory to contact the institutions and organizations authorized to provide the service and to receive this service in return for a contract. The comments and recommendations contained herein are based on the personal opinions of those who have made comments and recommendations. Since these opinions are generally arranged within the scope of general investment consultancy activity and do not contain personal reports, comments and recommendations, they may not be appropriate for your financial situation and risk and return preferences. Therefore, making an investment decision based solely on the information contained herein may not produce results in line with your expectations.

