

- ADP private sector employment in the US recorded the lowest employment growth since the pandemic in May. The April data were also revised downwards.
- The initial jobless claims in the USA fell to 200,000 last week. Applications thus continued at historically low levels.
- Producer price index in the Euro Zone increased by 1.2 percent in April compared to the previous month and by 37.2 percent compared to the same month of the previous year. Thus, a new record was recorded in annual producer inflation in the Euro Zone.
- The European Union (EU) approved its decision to partially ban oil imports from Russia. The EU also put the Russian Sberbank on the sanctions list.
- The Central Bank of Ukraine increased the policy rate from 10 percent to 25 percent for the first time in 4 months to combat double-digit inflation.
- German Deputy Prime Minister and Minister of Economy Robert Habeck noted that the sanctions imposed on Russia in the parliament have seriously damaged the Russian economy and their effects will be felt increasingly over time.
- JP Morgan announced that it has increased its growth forecast for 2022 after Turkey's first quarter growth data. In the Turkey report of the institution, it was stated that strong private consumption was effective in the growth of 7.3 percent in the first quarter. Despite the expectation of loss of momentum in growth in the report, the growth forecast for this year was increased from 3.2 percent to 3.7 percent. The 2023 forecast was cut from 3.9 percent to 3.6 percent due to the strong base effect.
- Non-residents continued to sell their Turkish assets. According to the data of the Central Bank of the Republic of Turkey (CBRT), foreign investors made a net sale of \$41 million on the stock side and \$55 million on the bond side in the week of May 27. Thus, the total exit amount has reached \$4.3 billion since the beginning of the year.
- The CBRT's reserves recovered last week. Gross reserves increased from \$100.3 billion to \$102.9 billion. Net reserves increased to 12.2 billion dollars. Net reserves excluding swaps were also negative \$52.4 billion.
- During the week of May 27, foreign currency deposits of domestic residents increased by 204 million dollars to 214.7 billion dollars. When adjusted for the parity effect, deposits decreased by 1 billion dollars. According to this data set, foreign currency deposits decreased by 751 million dollars in real persons and 262 million dollars in legal persons.

Name	Last	Open	High	Low	Chg.	Chg. %
Dollar Index Futures	102.062	102.503	102.642	102.005	-0.457	-0.45%
EUR/USD	1.0714	1.0647	1.0718	1.0645	+0.0058	+0.54%
GBP/USD	1.2540	1.2482	1.2571	1.2470	+0.0050	+0.40%
USD/TRY	18.4734	18.3953	18.4858	18.3800	+0.0781	+0.43%
Wti/USD	110.09	49.91	117.59	112.28	-0.27	-0.23%
XBR/USD	117.97	55.14	119.50	114.78	-0.25	-0.22%
Bitcoin	29,946.5	31,732.2	30,215.1	29,504.4	-1785.7	-5.93%
Ethereum	1,706.97	1,612.33	1,843.09	1,704.23	-115.36	-6.93%
XRP	0.30607	0.41184	0.30900	0.30099	-0.01557	-3.79%
Dogecoin	0.081171	0.085151	0.082208	0.080106	-0.003980	-4.87%

After two days of losses in European stock markets, the direction turned up again. The UK is closed today. DAX is up and 14427, CAC 40 up and 6481.

There are mixed and limited movements in the USA. Dow Jones is down and 32671, S&P 500 flat and 4096, Nasdaq up and 12591.

XAU/USD

Gold's trading range today is 1844-1868, with the last trading price being 1867. The resistance levels are 1870 and 1875, and the support levels are 1850 and 1840.

RESISTANCE 1 / 1870 RESISTANCE 2 / 1875
SUPPORT 1 / 1850 SUPPORT 2 / 1840



XAG/USD

The trading range of silver today is 21.76-22.26, while the last trading price is 22.20. Resistance levels are 22.45 and 22.60, support levels are 22.15 and 22.00.

RESISTANCE 1 / 22.45 RESISTANCE 2 / 22.60
SUPPORT 1 / 22.15 SUPPORT 2 / 22.00



DAX

The trading range of the index today is 14323-14474, while the last level is 14427. The resistance levels are 14480 and 14800, and the support levels are 14320 and 14295.

RESISTANCE 1 / 14480 RESISTANCE 2 / 14800
SUPPORT 1 / 14320 SUPPORT 2 / 14295



ETHEREUM



































The trading range of Ethereum today is 1780-1842, the last trading price is 1796. The resistance levels are 1935 and 2000, and the support levels are 1700 and 1540.

RESISTANCE 1 / 1935 RESISTANCE 2 / 2000
SUPPORT 1 / 1700 SUPPORT 2 / 1540































- All recent market values in the report represent the values at the time the report was written.

ECONOMIC CALENDAR

Time	Cur.	Imp.	Event	Actual	Forecast	Previous
Thursday, June 2, 2022						
All Day		Holiday	United Kingdom - Bank Holiday			
00:50	 JPY	★☆☆	Foreign Bonds Buying	-1,138.9B		<u>628.6B</u>
00:50	 JPY	★☆☆	Foreign Investments in Japanese Stocks	0.9B		<u>4.2B</u>
00:50	 JPY	★☆☆	Monetary Base (YoY)	4.6%		6.6%
01:30	 KRW	★☆☆	Nikkei Manufacturing PMI (May)	51.8		52.1
02:30	 AUD	★☆☆	Exports (MoM) (Apr)	1%		
02:30	 AUD	★☆☆	Imports (MoM) (Apr)	-1%		-5%
02:30	 AUD	★★★	Retail Sales (MoM)	0.9%	0.9%	0.9%
02:30	 AUD	★★☆	Trade Balance (Apr)	10.495B	9.300B	9.314B
02:30	 JPY	★★☆	BoJ Board Member Adachi Speaks <small>Ⓜ</small>)			
03:35	 JPY	★★☆	10-Year JGB Auction	0.239%		0.245%
07:30	 CHF	★☆☆	CPI (YoY) (May)	2.9%	2.6%	2.5%
07:30	 CHF	★★☆	CPI (MoM) (May)	0.7%	0.3%	0.4%
08:00	 EUR	★★☆	Spanish Unemployment Change	-99.5K		-86.3K
09:00	 BRL	★★☆	IPC-Fipe Inflation Index (MoM) (May)	0.42%		1.62%
09:10	 EUR	★★☆	German Buba Wuermeling Speaks <small>Ⓜ</small>)			
09:40	 EUR	★☆☆	Spanish 7-Year Obligacion Auction	1.383%		1.694%
Tentative	 EUR	★☆☆	French 10-Year OAT Auction	1.72%		1.51%
10:00	 EUR	★☆☆	PPI (YoY) (Apr)	37.2%	38.5%	<u>36.9%</u>
10:00	 EUR	★☆☆	PPI (MoM) (Apr)	1.2%	2.3%	5.3%
11:00	 USD	★★☆	OPEC Meeting <small>Ⓜ</small>)			
12:00	 BRL	★★☆	GDP (YoY) (Q1)	1.7%	1.8%	1.6%
12:00	 BRL	★★☆	GDP (QoQ) (Q1)	1.0%	1.2%	0.5%
12:30	 USD	★☆☆	Challenger Job Cuts (YoY)	20.7%		<u>24.3%</u>
12:30	 USD	★☆☆	Challenger Job Cuts (May)	20.712K		24.286K
13:00	 USD	★☆☆	All Car Sales (May)	2.68M		<u>3.04M</u>
13:00	 USD	★☆☆	All Truck Sales (May)	10.00M		<u>11.48M</u>
13:00	 BRL	★☆☆	Brazilian PPI (MoM) (Apr)	1.94%		3.13%
13:15	 USD	★★★	ADP Nonfarm Employment Change (May)	128K	300K	<u>202K</u>
13:30	 USD	★☆☆	Continuing Jobless Claims	1,309K	1,325K	<u>1,343K</u>
13:30	 USD	★★★	Initial Jobless Claims	200K	210K	<u>211K</u>
13:30	 USD	★☆☆	Jobless Claims 4-Week Avg.	206.50K		<u>207.00K</u>
13:30	 USD	★★☆	Nonfarm Productivity (QoQ) (Q1) <small>p</small>	-7.3%	-7.5%	-7.5%
13:30	 USD	★★☆	Unit Labor Costs (QoQ) (Q1) <small>p</small>	12.6%	11.6%	11.6%

ECONOMIC CALENDAR

13:30	 CAD	★ ★ ☆	Building Permits (MoM) (Apr)	-0.6%	0.7%	-8.3%
14:00	 SGD	★ ☆ ☆	Manufacturing PMI (May)	50.4		50.3
15:00	 USD	★ ☆ ☆	Durables Excluding Defense (MoM) (Apr)	0.3%		0.3%
15:00	 USD	★ ★ ☆	Factory Orders (MoM) (Apr)	0.3%	0.7%	1.8%
15:00	 USD	★ ☆ ☆	Factory orders ex transportation (MoM) (Apr)	0.3%		2.2%
15:30	 USD	★ ☆ ☆	Natural Gas Storage	90B	86B	80B
15:30	 INR	★ ☆ ☆	Exports (USD) (May) ^P			37.30B
15:30	 INR	★ ☆ ☆	Imports (USD) (May) ^P			60.62B
15:30	 INR	★ ☆ ☆	M3 Money Supply			9.3%
15:30	 INR	★ ☆ ☆	Trade Balance (May) ^P			23.33B
15:45	 CAD	★ ☆ ☆	BoC Deputy Governor Beaudry Speaks [Ⓜ])			
14 min	 USD	★ ★ ★	Crude Oil Inventories		-1.350M	-1.019M
14 min	 USD	★ ☆ ☆	EIA Refinery Crude Runs (WoW)			0.334M
14 min	 USD	★ ☆ ☆	Crude Oil Imports			-0.903M
14 min	 USD	★ ★ ☆	Cushing Crude Oil Inventories			-1.061M
14 min	 USD	★ ☆ ☆	Distillate Fuel Production			0.267M
14 min	 USD	★ ☆ ☆	EIA Weekly Distillates Stocks		0.990M	1.657M
14 min	 USD	★ ☆ ☆	Gasoline production			-0.151M
14 min	 USD	★ ☆ ☆	Heating Oil Stockpiles			1.352M
14 min	 USD	★ ☆ ☆	EIA Weekly Refinery Utilization Rates (WoW)		0.4%	1.4%
14 min	 USD	★ ☆ ☆	Gasoline Inventories		0.533M	-0.482M
14 min	 BRL	★ ☆ ☆	Foreign Exchange Flows			-0.132B
29 min	 EUR	★ ★ ☆	German Buba Vice President Buch Speaks [Ⓜ])			
44 min	 USD	★ ☆ ☆	4-Week Bill Auction			0.740%
44 min	 USD	★ ☆ ☆	8-Week Bill Auction			0.915%
18:00	 USD	★ ★ ☆	FOMC Member Mester Speaks [Ⓜ])			
19:00	 BRL	★ ☆ ☆	Trade Balance (May)		4.57B	8.15B
23:30	 AUD	★ ☆ ☆	AIG Construction Index (May)			55.9

LEGAL DISCLAIMER: The texts, information and graphics in this report and the comments are the first sources available in good faith and their accuracy, validity and effectiveness, in short, in any form, form and name, without constituting any guarantee, guarantee, and only information on the basis of any decision. Compiled in order to obtain. From the comments in these reports; Efor Forex and its employees are not responsible for any damages that may arise in matters such as missing information and / or updates. Efor Forex can change and / or eliminate such information and recommendations at any time, in no way and in any way, without the need for prior notice and / or warning.

This report and comments, prepared for the purpose of providing information in general, comprehensive information,

Since it does not contain any commitment of Efor Forex in any way and in any way, the decisions to be taken, the results to be reached, the transactions to be carried out and any risks that may occur will be their own and will be exclusive to these persons. For this reason, this report, comments and information on the basis of the decisions to be taken by private and / or legal persons, the results to be reached, all kinds of material and moral damages, loss of profit, loss of profit, under whatever name the concerned parties or third parties Efor Forex and its employees will not be liable for any direct and / or consequential damages and losses, and the concerned parties do not have the right to claim any compensation from Efor Forex and its employees under any name whatsoever for the damages incurred / to be incurred. they know and accept. This report, comment and the information contained in the "investment advisory" service and / or has no activity; people and institutions who want to receive investment consultancy services,

It is obligatory to contact the institutions and organizations authorized to provide the service and to receive this service in return for a contract. The comments and recommendations contained herein are based on the personal opinions of those who have made comments and recommendations. Since these opinions are generally arranged within the scope of general investment consultancy activity and do not contain personal reports, comments and recommendations, they may not be appropriate for your financial situation and risk and return preferences. Therefore, making an investment decision based solely on the information contained herein may not produce results in line with your expectations.