

- It was stated that US President Joe Biden, who will meet with Fed Chairman Jerome Powell in the Oval Office to evaluate the latest developments in the economy, will avoid focusing on interest rate policy and emphasize the independence of the central bank.
- Ignazio Visco, a member of the European Central Bank and President of the Bank of Italy, said that the European Union should put forward a permanent common budget instrument and create a fund that can buy the existing debts of the member countries.
- Fatih Birol, the head of the International Energy Agency, said that the current energy crisis is "much bigger" than the oil shock the global economy experienced in the 1970s. Speaking to Der Spiegel, published in Germany, Birol warned that there may be a shortage of fuel in Europe this summer due to the supply shortage.
- Inflation in the Eurozone broke a new record in May with 8.1 percent per annum. Thus, inflation continued its record streak for 7 consecutive months.
- Housing prices in 20 cities in the USA continued to rise in the fourth month. In the US, the S&P CoreLogic Case-Shiller home price index increased by 20.6 percent on a national basis in March. This was the largest increase since 1987, when the index began to hold.
- Deutsche Bank's headquarters in Frankfurt and its bank subsidiary DWS, located on the same street, were raided by the German federal police. The raid was allegedly related to accusations of the bank's so-called 'green laundering' and misinformation about environmental responsibilities.
- Foreign Minister Mevlüt Çavuşoğlu announced that Russian Foreign Minister Sergey Lavrov will come to Turkey on 8 June.
- Turkish Statistical Institute (TUIK) published the national income statistics for the first quarter. The data showed that the Turkish economy grew by 7.3 percent on an annual basis in the first quarter. Thus, the lowest annual growth figure of the last 4 quarters was recorded. It was observed that the highest contribution to growth in the first quarter came from consumption.
- The Turkish Statistical Institute (TUIK) published the foreign trade statistics for April. Accordingly, the foreign trade deficit increased by 98.5 percent annually and became 6.11 billion dollars. In April, exports increased by 24.6 percent and imports increased by 35.0 percent.
- ISO 500 data showed that the return on equity of Turkey's largest industrial companies was 35.2 percent in 2021. This ratio indicates more than twice the return on equity of the banking sector.

Name	Last	Open	High	Low	Chg.	Chg. %
 Dollar Index Futures	101.935	101.425	103.190	101.425	+0.630	+0.62%
 EUR/USD	1.0710	1.0777	1.0770	1.0679	-0.0067	-0.62%
 GBP/USD	1.2504	1.2651	1.2658	1.2560	-0.0059	-0.44%
 USD/TRY	19.3833	19.3851	19.4410	19.3224	-0.0018	-0.01%
 Wti/USD	118.73	49.91	121.32	118.17	+0.28	+0.24%
 XBR/USD	121.17	55.14	123.41	120.05	+0.58	+0.71%
 Bitcoin	31,955.5	30,464.3	31,895.8	31,221.2	+1201.2	+3.94%
 Ethereum	1,959.13	1,896.30	2,015.02	1,930.81	+62.83	+3.21%
 XRP	0.41202	0.39802	0.43342	0.40864	+0.01409	+3.82%
 Dogecoin	0.084435	0.084952	0.088425	0.083119	-0.001454	-1.93%

European stock markets turned down today, the UK flat. DAX is down and 14400, FTSE 100 flat and 7620, CAC 40 down and 6474.

In the USA, transactions take place in the red zone. Dow Jones is down and 32994, S&P 500 down and 4130, Nasdaq down and 12614.

XAU/USD

Gold's trading range today is 1842-1857, while the last trading price is 1844. The resistance levels are 1850 and 1875, and the support levels are 1840 and 1830.

RESISTANCE 1 / 1850 RESISTANCE 2 / 1875
SUPPORT 1 / 1840 SUPPORT 2 / 1830



XAG/USD

The trading range of silver today is 21.47-21.99, while the last trading price is 21.81. Resistance levels are 22.00 and 22.15, support levels are 21.85 and 21.40.

RESISTANCE 1 / 22.00 RESISTANCE 2 / 22.15
SUPPORT 1 / 21.85 SUPPORT 2 / 21.40



DAX

The index's trading range today is 14373-14581, while its latest level is 14400. Resistance levels are 14510 and 14800, and support levels are 14320 and 14280.

RESISTANCE 1 / 14510 RESISTANCE 2 / 14800
SUPPORT 1 / 14320 SUPPORT 2 / 14280



ETHEREUM




















The trading range of Ethereum today is 1932-2013, the last trading price is 1959. The resistance levels are 1940 and 1955, and the support levels are 1700 and 1540.

RESISTANCE 1 / 1940 RESISTANCE 2 / 1955
SUPPORT 1 / 1700 SUPPORT 2 / 1540







































• All recent market values in the report represent the values at the time the report was written.





































ECONOMIC CALENDAR

Time	Cur.	Imp.	Event	Actual	Forecast	Previous
Tuesday, May 31, 2022						
00:00	 KRW	★☆☆	Industrial Production (YoY) (Apr)	3.3%		3.7%
00:00	 KRW	★☆☆	Industrial Production (MoM) (Apr)	-3.3%		<u>1.1%</u>
00:00	 KRW	★☆☆	Service Sector Output (MoM) (Apr)	1.4%		1.5%
00:30	 JPY	★★★☆☆	Jobs/applications ratio (Apr)	1.23	1.23	1.22
00:30	 JPY	★☆☆	Unemployment Rate (Apr)	2.5%	2.6%	2.6%
00:50	 JPY	★★★☆☆	Industrial Production (MoM) (Apr)	-1.3%	-0.2%	0.3%
00:50	 JPY	★☆☆	Industrial Production forecast 1m ahead (MoM) (May)	4.8%		5.8%
00:50	 JPY	★☆☆	Industrial Production forecast 2m ahead (MoM) (Jun)	8.9%		-0.8%
00:50	 JPY	★☆☆	Large Retailers' Sales (MoM)	0.8%		<u>1.7%</u>
00:50	 JPY	★★★☆☆	Retail Sales (YoY) (Apr)	2.9%	2.6%	0.7%
02:00	 NZD	★★★☆☆	ANZ Business Confidence (May)	-55.6		-42.0
02:00	 NZD	★☆☆	NBNZ Own Activity (May)	-4.7%		8.0%
02:30	 AUD	★★★☆☆	Building Approvals (MoM) (Apr) P	-2.4%	2.0%	<u>-19.2%</u>
02:30	 AUD	★☆☆	Business inventories (MoM) (Q1)	3.2%	1.0%	<u>1.5%</u>
02:30	 AUD	★★★☆☆	Company Gross Operating Profits (QoQ) (Q1)	10.2%	4.0%	<u>4.6%</u>
02:30	 AUD	★☆☆	Company Profits Pre-Tax (QoQ) (Q1)	2.2%		7.6%
02:30	 AUD	★★★☆☆	Current Account (Q1)	7.5B	13.4B	<u>13.2B</u>
02:30	 AUD	★☆☆	Housing Credit (Apr)	0.6%		0.6%
02:30	 AUD	★☆☆	Net Exports Contribution (Q1)	-1.7%	-1.4%	-0.2%
02:30	 AUD	★☆☆	Private House Approvals (Apr) P	0.5%		-3.0%
02:30	 AUD	★★★☆☆	Private Sector Credit (MoM) (Apr)	0.8%		<u>0.6%</u>
02:30	 CNY	★★★☆☆	Chinese Composite PMI (May)	48.4		42.7
02:30	 CNY	★★★☆☆	Manufacturing PMI (May)	49.6	48.0	47.4
02:30	 CNY	★★★☆☆	Non-Manufacturing PMI (May)	47.8		41.9
03:00	 SGD	★☆☆	Bank Lending	841.6B		829.9B
04:30	 JPY	★☆☆	2-Year JGB Auction	-0.058%		<u>0.025%</u>
06:00	 JPY	★☆☆	Construction Orders (YoY) (Apr)	30.5%		-21.2%
06:00	 JPY	★☆☆	Household Confidence (May)	34.1		33.0
06:00	JPY	★☆☆	Housing Starts (YoY) (Apr)	2.2%	3.0%	6.0%
06:00	EUR	★☆☆	Finnish GDP (YoY) (Q1)	3.6%		2.9%
















ECONOMIC CALENDAR

06:00	 EUR	★☆☆	Finnish GDP (QoQ) (Q1)	0.2%		0.6%
07:00	 CHF	★☆☆	Trade Balance (Apr)	4.126B		2.977B
07:00	 NOK	★☆☆	Credit Indicator (YoY) (Apr)	4.8%		5.0%
07:00	 ZAR	★☆☆	M3 Money Supply (YoY) (Apr)	7.50%		8.43%
07:00	 ZAR	★☆☆	Private Sector Credit (Apr)	5.99%	5.30%	5.92%
07:30	 CHF	★★☆	Retail Sales (YoY) (Apr)	-6.0%		-6.6%
07:45	 EUR	★★☆	French Consumer Spending (MoM) (Apr)	-0.4%	0.8%	-1.4%
07:45	 EUR	★★☆	French CPI (MoM) p	0.6%		0.4%
07:45	 EUR	★☆☆	French CPI (YoY) p	5.2%	5.0%	4.8%
07:45	 EUR	★★☆	French GDP (YoY)	4.5%	5.3%	4.9%
07:45	 EUR	★★☆	French GDP (QoQ) (Q1)	-0.2%	0.0%	0.7%
07:45	 EUR	★★☆	French HICP (MoM) p	0.7%		0.5%
07:45	 EUR	★☆☆	French HICP (YoY) p	5.8%	5.4%	5.4%
07:45	 EUR	★☆☆	French PPI (MoM) (Apr)	0.0%		4.5%
08:00	 CHF	★★☆	GDP (QoQ) (Q1)	0.5%	0.3%	0.2%
08:00	 CHF	★★☆	GDP (YoY) (Q1)	4.4%	4.3%	3.6%
08:55	 EUR	★★★	German Unemployment Change (May)	-4K	-16K	-13K
08:55	 EUR	★★☆	German Unemployment Rate (May)	5.0%	5.0%	5.0%
08:55	 EUR	★☆☆	German Unemployment (May)	2.285M		2.289M
08:55	 EUR	★☆☆	German Unemployment n.s.a. (May)	2.260M	2.246M	2.309M
09:00	 EUR	★☆☆	Italian GDP (YoY) (Q1)	6.2%	5.8%	6.4%
09:00	 EUR	★☆☆	Italian GDP (QoQ) (Q1)	0.1%	-0.2%	-0.2%
09:00	 EUR	★☆☆	Spanish Current account (Mar)	1.20B		0.25B
09:00	 NOK	★☆☆	Central Bank Currency Purchase (Jun)	1,500.0M		2,000.0M
09:15	 EUR	★★☆	ECB McCaul Speaks ^(*)			
09:30	 GBP	★☆☆	BoE Consumer Credit (Apr)	1.399B	1.200B	1.288B
09:30	 GBP	★☆☆	M4 Money Supply (MoM) (Apr)	0.0%		0.1%
09:30	 GBP	★☆☆	Mortgage Approvals (Apr)	65.97K	69.00K	69.53K
09:30	 GBP	★☆☆	Mortgage Lending (Apr)	4.12B		6.44B
09:30	 GBP	★☆☆	Net Lending to Individuals	5.5B		8.3B
09:30	 EUR	★☆☆	Portuguese CPI (MoM) p	1.0%		2.2%
09:30	 EUR	★☆☆	Portuguese CPI (YoY) p	8.0%		7.2%
09:30	 HKD	★☆☆	M3 Money Supply (Apr)	1.2%		1.0%
10:00	 EUR	★★☆	Italian CPI (MoM) (May) p	0.9%		-0.1%
10:00	 EUR	★☆☆	Italian CPI (YoY) (May) p	6.9%	6.2%	6.0%
10:00	 EUR	★☆☆	Italian HICP (MoM) (May) p	0.9%	0.5%	0.4%

ECONOMIC CALENDAR

10:00	 EUR	★☆☆	Italian HICP (YoY) (May) ^P	7.3%	6.8%	6.3%
10:00	 EUR	★☆☆	Belgian GDP (QoQ) (Q1)	0.5%		0.5%
10:00	 EUR	★☆☆	Greek Retail Sales (YoY) (Mar)	12.3%		10.8%
10:00	 EUR	★☆☆	Core CPI (MoM) ^P	0.5%		1.0%
10:00	 EUR	★★☆	Core CPI (YoY) ^P	3.8%		3.5%
10:00	 EUR	★★★	CPI (YoY) (May) ^P	8.1%	7.7%	7.4%
10:00	 EUR	★★☆	CPI (MoM) (May) ^P	0.8%	0.6%	0.6%
10:00	 EUR	★☆☆	CPI, n.s.a (May)	116.07		115.11
10:00	 EUR	★☆☆	HICP ex Energy & Food (YoY) (May) ^P	4.4%	3.8%	3.9%
10:00	 EUR	★☆☆	HICP ex Energy and Food (MoM) ^P	0.7%		1.2%
10:10	 EUR	★★☆	Italian 10-Year BTP Auction	3.10%		2.78%
10:10	 EUR	★☆☆	Italian 5-Year BTP Auction	2.16%		1.91%
10:30	 EUR	★☆☆	German 5-Year Bobl Auction	0.790%		0.730%
10:30	 ZAR	★☆☆	Unemployment Rate (Q1)	34.50%		35.30%
10:30	 ZAR	★☆☆	Unemployment (Q1)	7.900M		7.900M
11:00	 INR	★☆☆	Federal Fiscal Deficit	-15,865.00B		748.46B
11:00	 EUR	★★☆	German Buba Balz Speaks [Ⓜ]			
11:00	 EUR	★☆☆	Portuguese GDP (YoY) (Q1)	11.9%	11.9%	5.8%
11:00	 EUR	★☆☆	Portuguese GDP (QoQ) (Q1)	2.6%	2.6%	1.6%
11:00	 EUR	★★★	EU Leaders Summit [Ⓜ]			
11:05	 INR	★☆☆	Federal Fiscal Deficit (Apr)	-748.46B		13,165.95B
11:15	 EUR	★☆☆	Greek Credit Expansion (YoY)	7.6%		9.2%
12:30	 INR	★★☆	RBI Monetary and Credit Information Review [📄]			
13:00	 CHF	★★☆	SNB Gov Board Member Zurbrugg Speaks [Ⓜ]			
13:00	 INR	★☆☆	GDP Annual	8.7%		-6.6%
13:00	 INR	★★☆	GDP Quarterly (YoY) (Q4)	4.1%	4.0%	5.4%
13:00	 INR	★☆☆	Infrastructure Output (YoY) (Apr)	8.4%		4.9%
13:00	 BRL	★★☆	Unemployment Rate	10.5%		11.1%
13:00	 ZAR	★☆☆	Trade Balance (Apr)	15.49B	19.90B	47.20B
13:30	 CAD	★☆☆	GDP Implicit Price (QoQ) (Q1)	2.90%		1.90%
13:30	 CAD	★★☆	GDP (YoY) (Q1)	2.89%		3.23%
13:30	 CAD	★★☆	GDP (QoQ) (Q1)	0.8%		1.6%
13:30	 CAD	★★★	GDP (MoM) (Mar)	0.7%	0.5%	0.9%
13:30	 CAD	★★☆	GDP Annualized (QoQ) (Q1)	3.1%	5.4%	6.6%
13:30	 BRL	★☆☆	Net Debt-to-GDP ratio (Apr)	57.9%		58.2%
13:30	 BRL	★☆☆	Budget Surplus (Mar)	38.876B	-8.600B	3.471B

ECONOMIC CALENDAR

13:30	 BRL	★ ★ ☆	Gross Debt-to-GDP ratio (MoM) (Apr)	78.3%		78.5%
14:00	 USD	★ ☆ ☆	House Price Index (MoM) (Mar)	1.5%		1.9%
14:00	 USD	★ ☆ ☆	House Price Index (YoY) (Mar)	19.0%		19.3%
14:00	 USD	★ ☆ ☆	House Price Index (Mar)	386.5		381.0
14:00	 USD	★ ☆ ☆	S&P/CS HPI Composite - 20 s.a. (MoM) (Mar)	2.4%	2.0%	2.4%
14:00	 USD	★ ☆ ☆	S&P/CS HPI Composite - 20 n.s.a. (MoM) (Mar)	3.1%		2.4%
14:00	 USD	★ ★ ☆	S&P/CS HPI Composite - 20 n.s.a. (YoY) (Mar)	21.2%	20.0%	<u>20.3%</u>
14:45	 USD	★ ★ ☆	Chicago PMI (May)	60.3	55.0	56.4
15:00	 USD	★ ★ ★	CB Consumer Confidence (May)	106.4	103.9	<u>108.6</u>
15:30	 USD	★ ☆ ☆	Dallas Fed Mfg Business Index (May)	-7.3		1.1
9 min	 BRL	★ ★ ☆	CAGED Net Payroll Jobs (Apr)		170.66K	136.20K
39 min	 USD	★ ☆ ☆	3-Month Bill Auction			1.060%
39 min	 USD	★ ☆ ☆	6-Month Bill Auction			1.530%
18:00	 BRL	★ ☆ ☆	Budget Balance (Apr)	-41.024B		-26.472B
23:30	 AUD	★ ★ ☆	AIG Manufacturing Index (May)			58.5

LEGAL DISCLAIMER: The texts, information and graphics in this report and the comments are the first sources available in good faith and their accuracy, validity and effectiveness, in short, in any form, form and name, without constituting any guarantee, guarantee, and only information on the basis of any decision. Compiled in order to obtain. From the comments in these reports; Efor Forex and its employees are not responsible for any damages that may arise in matters such as missing information and / or updates. Efor Forex can change and / or eliminate such information and recommendations at any time, in no way and in any way, without the need for prior notice and / or warning.

This report and comments, prepared for the purpose of providing information in general, comprehensive information,

Since it does not contain any commitment of Efor Forex in any way and in any way, the decisions to be taken, the results to be reached, the transactions to be carried out and any risks that may occur will be their own and will be exclusive to these persons. For this reason, this report, comments and information on the basis of the decisions to be taken by private and / or legal persons, the results to be reached, all kinds of material and moral damages, loss of profit, loss of profit, under whatever name the concerned parties or third parties Efor Forex and its employees will not be liable for any direct and / or consequential damages and losses, and the concerned parties do not have the right to claim any compensation from Efor Forex and its employees under any name whatsoever for the damages incurred / to be incurred. they know and accept. This report, comment and the information contained in the "investment advisory" service and / or has no activity; people and institutions who want to receive investment consultancy services,

It is obligatory to contact the institutions and organizations authorized to provide the service and to receive this service in return for a contract. The comments and recommendations contained herein are based on the personal opinions of those who have made comments and recommendations. Since these opinions are generally arranged within the scope of general investment consultancy activity and do not contain personal reports, comments and recommendations, they may not be appropriate for your financial situation and risk and return preferences. Therefore, making an investment decision based solely on the information contained herein may not produce results in line with your expectations.