

AGENDA AND MARKETS OVERVIEW

- In an article he wrote for the New York Times, US President Joe Biden announced that he decided to send advanced missile systems to Ukraine to be used in its war with Russia. It was also stated that Biden will announce a new \$700 million military aid package for Ukraine.
- US President Joe Biden met with US Federal Reserve Chairman Jerome Powell to discuss the high inflation in the country. Speaking about the meeting, Brian Deese, Director of the US National Economic Council, said that it was a very constructive meeting that focused on the outlook for the US and the global economy.
- US President Joe Biden announced his triple plan to fight inflation. Biden said in his statements that he would not interfere with the Fed while fighting inflation, but that he would overcome high prices by guiding the economy's transition to stable growth.
- US Treasury Secretary Janet Yellen said she was wrong about her comments on the US inflation path last year. Yellen said she didn't fully understand the inflation conditions at the time.
- White House Spokesperson Karine Jean-Pierre argued that the policies implemented by President Joe Biden, despite the crisis caused by the COVID-19 epidemic and Russia's military operation in Ukraine, got the US economy "on its feet again".
- Pricing in the oil market has turned eyes to Thursday's meeting of the OPEC+ coalition. Before the meeting, the WSJ's news that the coalition members would remove Russia from the production quota caused fluctuations in prices.
- At the European Union Extraordinary Leaders' Summit, it was decided to create a solution for energy, with an additional defense investment of 200 billion euros and a budget of 300 billion euros for RePowerEU.
- Russian energy company Gazprom announced that natural gas shipments will be stopped completely from today, as they did not pay in rubles, to Shell Energy Europe company and Danish company Orsted.
- European Union officials announced that the occupancy rate of gas tanks has been increased in case the natural gas flow from Russia is cut off.
- US Deputy Treasury Secretary Wally Adeyemo said the Biden administration is considering lowering or removing some tariffs on Chinese goods.
- The Bank's massive monetary stimulus should continue until inflation sustainably hits its 2 percent target, said Masazumu Wakatabe, vice-president of the Bank of Japan. Wakatabe also emphasized that an environment where wages will increase faster should be created.
- US State Department Spokesperson Ned Price reiterated his concerns that a possible new Turkish offensive in northern Syria would undermine regional stability and jeopardize hard-won gains in the fight against ISIS.
- Electricity and natural gas prices were hiked in Turkey. In electricity, the tariff of residential subscribers was increased by 15 percent, and the tariff of industrial and commercial subscribers was increased by 25 percent. There was an increase of 30 percent in the unit price of natural gas used in residences, 16 percent in the unit price of natural gas used for electricity generation, and 10 percent in the unit price of natural gas used outside of electricity generation.
- China's Caixin manufacturing purchasing managers index (PMI) rose to 48.1 in May. In April, the index had taken the value of 46 due to the epidemic measures.
- The PCR test requirement has been lifted when entering Turkey.
- The US 10-year bond yield was traded in the range of 2.79%-2.88% yesterday, closing was 2.84%. The last trading level today is 2.87%.
- The dollar index moved in the range of 101.41-102.16 yesterday, closing at 101.78. The last level today is 102.02.
- Brent oil was traded in the range of 117.34-123.29 yesterday, closing was 118.48. The last trading price today is 117.65.
- Ethereum was traded in the 1924-2013 range yesterday, closing was 1951. The last transaction price today is 1932.

STOCK MARKETS

After 4-day mini rally in European stock markets, indices finished the day in negative territory yesterday. DAX closed at 14421, FTSE 100 at 7598, CAC 40 at 6483. In the futures market, DAX is up 0.40%, FTSE 100 is up 0.24%, Euro Stoxx 50 is up 0.32%.

Although indices recovered after starting the day with strong sell-off in the USA, they ended the day with losses. Dow Jones closed at 33062, S&P 500 at 4134, and Nasdaq at 12657. In the futures market, Dow Jones is up 0.20%, S&P 500 is up 0.01% and Nasdaq 100 is down 0.18%.

Asian stock markets are showing mixed performances today. Nikkei 225 is up 0.60% and 27444, Shanghai is down 0.47% and 3171, Hang Seng is down 0.70% and 21266.

CRYPTOCURRENCY MARKET

#	Name	Symbol	Price (USD)	Market Cap	Vol (24H)	Total Vol	Chg (24H)	Chg (7D)
1	Bitcoin	BTC	31,611.5	\$802.00B	\$33.43B	35.65%	-0.15%	+5.47%
2	Ethereum	ETH	1,932.84	\$233.81B	\$18.16B	21.62%	-2.41%	-3.14%
3	Tether	USDT	0.9997	\$72.49B	\$61.30B	70.88%	0%	+0.04%
4	USD Coin	USDC	1.0008	\$53.08B	\$5.80B	6.58%	+0.01%	+0.01%
5	BNB	BNB	316.72	\$52.17B	\$1.63B	1.85%	-0.72%	-3.82%
6	Cardano	ADA	0.6011	\$20.40B	\$2.66B	3.06%	-6.59%	+14.98%
7	XRP	XRP	0.42014	\$20.24B	\$1.56B	1.80%	-1.27%	+2.27%
8	Binance USD	BUSD	1.0007	\$18.23B	\$6.43B	7.43%	0%	+0.06%
9	Solana	SOL	44.670	\$15.17B	\$1.39B	1.80%	-5.89%	-9.62%
10	Dogecoin	DOGE	0.085724	\$11.38B	\$657.40M	0.76%	-1.02%	+2.79%
11	Polkadot	DOT	10.260	\$10.16B	\$650.50M	0.75%	-1.44%	+2.05%
12	Wrapped Bitcoin	WBTC	31,555.88	\$8.84B	\$248.67M	0.29%	-0.28%	+5.48%
13	TRON	TRX	0.083101	\$7.80B	\$970.56M	1.12%	+3.47%	+2.00%
14	Avalanche	AVAX	25.56	\$6.94B	\$605.44M	0.93%	-7.59%	-10.97%
15	Dai	DAI	1.00035	\$6.77B	\$211.94M	0.25%	-0.03%	-0.01%
16	SHIBA INU	SHIB	0.00001160	\$6.38B	\$417.55M	0.48%	-2.44%	-0.72%
17	Polygon	MATIC	0.644	\$5.13B	\$504.24M	0.58%	-2.56%	-1.41%
18	UNUS SED LEO	LEO	5.3876	\$5.12B	\$6.46M	0.01%	+1.90%	+7.22%
19	Litecoin	LTC	68.200	\$4.81B	\$637.46M	0.74%	-1.58%	-2.81%
20	Cronos	CRO	0.1686	\$4.76B	\$35.94M	0.04%	-0.59%	-1.59%

XAU/USD

Gold's trading range was 1835-1857 yesterday, and its closing was 1837. The last trading price today is 1832. The resistance levels are 1840 and 1850, and the support levels are 1830 and 1826.

RESISTANCE 1 / 1840 RESISTANCE 2 / 1850
SUPPORT 1 / 1830 SUPPORT 2 / 1826



WTI CRUDE OIL

The trading range for WTI crude was 115.11-121.06 yesterday, with the closing at 116.24. The last trading price today is 115.71. Resistance levels are 116.60 and 119.00, support levels are 115.50 and 111.70.

RESISTANCE 1 / 116.60 RESISTANCE 2 / 119.00
SUPPORT 1 / 115.50 SUPPORT 2 / 111.70



DAX

While the trading range of the index was 14354-14581 yesterday, its closing was 14421. In the futures market, the index is up 0.40%. Resistance levels are 14495 and 14800, support levels are 14320 and 14285.

RESISTANCE 1 / 14495 RESISTANCE 2 / 14800
SUPPORT 1 / 14320 SUPPORT 2 / 14285



EUR/USD

The trading range of the pair was 1.0679-1.0778 yesterday, and the close was 1.0732. The last trading price today is 1.0707. Resistance levels are 1.0730 and 1.0785, support levels are 1.0690 and 1.0640.

RESISTANCE 1 / 1.0730 RESISTANCE 2 / 1.0785
SUPPORT 1 / 1.0690 SUPPORT 2 / 1.0640



GBP/USD

The trading range of the pair was 1.2560-1.2654 yesterday, and the close was 1.2600. The last trading price today is 1.2578. Resistance levels are 1.2635 and 1.2650, support levels are 1.2530 and 1.2500.

RESISTANCE 1 / 1.2635 RESISTANCE 2 / 1.2650
SUPPORT 1 / 1.2530 SUPPORT 2 / 1.2500



USD/TRY

The trading range of the pair yesterday was 16.3395-16.4348, and the close was 16.4081. The last trading price today is 16.3928. Resistance levels are 16.5000 and 16.5680, support levels are 16.3090 and 16.2000.

RESISTANCE 1 / 16.5000 RESISTANCE 2 / 16.5680
SUPPORT 1 / 16.3090 SUPPORT 2 / 16.2000



BITCOIN





Bitcoin's trading range was 31185-32354 yesterday, and its closing was 31786. Last trading price today is 31611. Resistance levels 32000 and 32950, support levels 31000 and 30700.

RESISTANCE 1 / 32000 **RESISTANCE 2 / 32950**
SUPPORT 1 / 31000 **SUPPORT 2 / 30700**

















• All last market values in the report represent the values at the time the report was written.

ECONOMIC CALENDAR

Time	Cur.	Imp.	Event	Actual	Forecast	Previous
Wednesday, June 1, 2022						
All Day		Holiday	South Korea - Regional Election Day			
00:01	 GBP	★☆☆	BRC Shop Price Index (YoY)	2.8%		2.7%
00:50	 JPY	★★★	Capital Spending (YoY) (Q1)	3.0%		4.3%
01:00	 KRW	★☆☆	Exports (YoY) (May)	21.3%	19.3%	12.9%
01:00	 KRW	★☆☆	Imports (YoY) (May)	32.0%	31.9%	18.6%
01:00	 KRW	★☆☆	Trade Balance (May)	-1.71B	-2.59B	-2.51B
01:01	 EUR	★☆☆	Irish Manufacturing PMI (May)	56.4		59.1
01:30	 JPY	★☆☆	Manufacturing PMI (May)	53.3		53.2
02:30	 AUD	★★★	GDP (QoQ) (Q1)	0.8%	0.5%	3.6%
02:30	 AUD	★★★	GDP (YoY) (Q1)	3.3%	2.9%	4.4%
02:30	 AUD	★☆☆	GDP Capital Expenditure (Q1)	0.7%		-1.5%
02:30	 AUD	★☆☆	GDP Chain Price Index (Q1)	4.9%		-0.6%
02:30	 AUD	★☆☆	GDP Final Consumption (Q1)	1.9%		4.4%
02:30	 JPY	★★★	BOJ Deputy Governor Wakatabe Speaks 			
02:45	 CNY	★★★	Caixin Manufacturing PMI (May)	48.1	48.0	46.0
06:00	 INR	★☆☆	Nikkei Markit Manufacturing PMI (May)	54.6	54.2	54.7
06:30	 AUD	★☆☆	Commodity Prices (YoY)			39.9%
14 min	 GBP	★★★	Nationwide HPI (YoY) (May)		10.5%	12.1%
14 min	 GBP	★★★	Nationwide HPI (MoM) (May)		0.6%	0.3%
14 min	 EUR	★☆☆	German Retail Sales (YoY) (Apr)		4.0%	-2.7%
14 min	 EUR	★★★	German Retail Sales (MoM) (Apr)		-0.2%	-0.1%
14 min	 NOK	★☆☆	Current Account (Q1)			269.5B
44 min	 SEK	★☆☆	Manufacturing PMI (May)			55.0
59 min	 EUR	★☆☆	French Government Budget Balance (Apr)			-38.3B
08:15	 EUR	★★★	Spanish Manufacturing PMI (May)		52.0	53.3
08:30	 CHF	★★★	procure.ch PMI (May)		61.0	62.5
08:45	 EUR	★★★	Italian Manufacturing PMI (May)		53.5	54.5
08:50	 EUR	★★★	French Manufacturing PMI (May)		54.5	55.7
08:55	 EUR	★★★	German Manufacturing PMI (May)		54.7	54.6
09:00	 EUR	★☆☆	Italian Monthly Unemployment Rate (Apr)		8.3%	8.3%
09:00	 EUR	★☆☆	Greek Manufacturing PMI (May)			54.8
09:00	 NOK	★☆☆	Manufacturing PMI (May)			60.6
09:00	 EUR	★★★	Manufacturing PMI (May)		54.4	55.5
09:30	 GBP	★★★	Manufacturing PMI (May)		54.6	55.8

ECONOMIC CALENDAR

09:30	 HKD	★☆☆	Retail Sales (YoY) (Apr)		-13.8%
10:00	 EUR	★★☆	Unemployment Rate (Apr)	6.8%	6.8%
12:00	 USD	★☆☆	MBA 30-Year Mortgage Rate		5.46%
12:00	 USD	★☆☆	MBA Mortgage Applications (WoW)		-1.2%
12:00	 USD	★☆☆	MBA Purchase Index		225.5
12:00	 USD	★☆☆	Mortgage Market Index		315.5
12:00	 USD	★☆☆	Mortgage Refinance Index		794.9
12:00	 EUR	★★★	ECB President Lagarde Speaks 		
12:30	 INR	★☆☆	M3 Money Supply		9.3%
13:00	 ZAR	★☆☆	Total Vehicle Sales (May)		37.11K
13:00	 ZAR	★☆☆	Total Vehicle Sales (YoY) (May)		4.30%
13:55	 USD	★☆☆	Redbook (YoY)		11.4%
14:00	 BRL	★☆☆	Markit Manufacturing PMI (May)		51.8
14:30	 CAD	★☆☆	Manufacturing PMI (May)		56.2
14:45	 USD	★★☆	Manufacturing PMI (May)	57.5	59.2
15:00	 USD	★☆☆	Construction Spending (MoM) (Apr)	0.5%	0.1%
15:00	 USD	★★☆	ISM Manufacturing Employment (May)	56.0	50.9
15:00	 USD	★☆☆	ISM Manufacturing New Orders Index (May)		53.5
15:00	 USD	★★★	ISM Manufacturing PMI (May)	54.5	55.4
15:00	 USD	★☆☆	ISM Manufacturing Prices (May)	83.0	84.6
15:00	 USD	★★★	JOLTs Job Openings (Apr)	11.400M	11.549M
15:00	 CAD	★★☆	BoC Rate Statement 		
15:00	 CAD	★★★	BoC Interest Rate Decision	1.50%	1.00%
15:30	 USD	★☆☆	Dallas Fed Services Revenues (May)		11.2
15:30	 USD	★☆☆	Texas Services Sector Outlook (May)		8.2
16:00	 BRL	★☆☆	Foreign Exchange Flows		-0.132B
16:15	 EUR	★★☆	ECB's Panetta Speaks 		
16:30	 USD	★★☆	FOMC Member Williams Speaks 		
16:30	 EUR	★★☆	ECB's Lane Speaks 		
18:00	 USD	★★☆	FOMC Member Bullard Speaks 		
19:00	 USD	★★☆	Beige Book		
19:00	 BRL	★☆☆	Trade Balance (May)	4.57B	8.15B
21:30	 USD	★★☆	API Weekly Crude Oil Stock		0.567M

ECONOMIC CALENDAR

23:45	 NZD	★☆☆	Terms of Trade - Exports Prices (Q1)	4.6%	2.7%
23:45	 NZD	★☆☆	Terms of Trade - Exports Volume (QoQ) (Q1)		-3.0%
23:45	 NZD	★☆☆	Terms of Trade - Imports Prices (Q1)	4.0%	3.8%
23:45	 NZD	★☆☆	Terms of Trade Index (QoQ) (Q1)	0.5%	-1.0%

LEGAL DISCLAIMER: The texts, information and graphics in this report and the comments are the first sources available in good faith and their accuracy, validity and effectiveness, in short, in any form, form and name, without constituting any guarantee, guarantee, and only information on the basis of any decision. Compiled in order to obtain. From the comments in these reports; Efor Forex and its employees are not responsible for any damages that may arise in matters such as missing information and / or updates. Efor Forex can change and / or eliminate such information and recommendations at any time, in no way and in any way, without the need for prior notice and / or warning.

This report and comments, prepared for the purpose of providing information in general, comprehensive information, Since it does not contain any commitment of Efor Forex in any way, the decisions to be taken, the results to be reached, the transactions to be carried out and any risks that may occur will be their own and will be exclusive to these persons. For this reason, this report, comments and information on the basis of the decisions to be taken by private and / or legal persons, the results to be reached, all kinds of material and moral damages, loss of profit, loss of profit, under whatever name the concerned parties or third parties Efor Forex and its employees will not be liable for any direct and / or consequential damages and losses, and the concerned parties do not have the right to claim any compensation from Efor Forex and its employees under any name whatsoever for the damages incurred / to be incurred. they know and accept. This report, comment and the information contained in the "investment advisory" service and / or has no activity; people and institutions who want to receive investment consultancy services, It is obligatory to contact the institutions and organizations authorized to provide the service and to receive this service in return for a contract. The comments and recommendations contained herein are based on the personal opinions of those who have made comments and recommendations. Since these opinions are generally arranged within the scope of general investment consultancy activity and do not contain personal reports, comments and recommendations, they may not be appropriate for your financial situation and risk and return preferences. Therefore, making an investment decision based solely on the information contained herein may not produce results in line with your expectations.

