

- German Chancellor Scholz stated that everyone is working constructively for the European Union to impose an oil embargo on Russia, that he is optimistic that Europe will continue to stand together against Russia's aggression, and that everything he heard in the negotiations points to a consensus.
- European Central Bank Chief Economist Philip Lane stated that normalization in monetary policy will be gradual and reinforced President Lagarde's statement that negative interest rates will come to an end by September.
- In Germany, the ruling and opposition parties agreed to amend the relevant articles of the constitution for 100 billion euros in military spending.
- Inflation in Germany has reached an all-time high. Inflation in Europe's largest economy rose to 8.7 percent on an annual basis in May. The median estimate of economists was for an increase of 8.1 percent.
- According to data from the European Commission, economic confidence in the Eurozone rose to 105 from 104.9 in April. Economists had expected the confidence index to drop to its lowest level in 14 months.
- Gasoline prices renewed their record level as the summer period known as the "driving season" in the USA was entered. According to the American Automobile Association, the price of gasoline in the country reached \$ 4,619 per gallon. The gallon price of gasoline, which was \$4,178 a month ago, increased 52 percent compared to a year ago.
- According to the news of the Vedomosti newspaper, Russian Finance Minister Anton Siluanov announced that they are planning to establish a mechanism similar to the 'Payment of Russian gas in rubles' for foreign debt payments.
- China is using the digital yuan to boost consumption in the economy hit by the pandemic. In the city of Shenzhen, 30 million digital yuan was distributed to citizens today to stimulate consumption and help businesses. Last week, 50 million yuan of digital yuan was distributed in an area of Hebei Province.
- Goldman Sachs stated that the bull market has ended in cobalt, lithium and nickel, which play an important role in battery production. According to Goldman Sachs analysts, who think that investors' interest in three metals, which is experiencing an increase in demand worldwide, especially with the trend towards electric vehicles in the automotive sector, the prices of three metals may decrease in the next two years.
- Israel's National Security Council has raised the travel warning for its citizens planning to go to Turkey. The decision was cited as the growing concern by security officials about the Iranians' attempts to harm Israelis around the world.

## FOREX

Name	Last	Open	High	Low	Chg.	Chg. %
 Dollar Index Futures	101.453	101.713	101.722	101.362	-0.245	-0.24%
 EUR/USD	1.0708	1.0735	1.0781	1.0726	+0.0043	+0.40%
 GBP/USD	1.2608	1.2615	1.2658	1.2618	+0.0022	+0.18%
 USD/TRY	16.3054	16.2955	16.4667	16.2107	+0.0993	+0.61%
 WTI/USD	117.05	48.91	117.64	116.23	+0.60	+0.52%
 XBR/USD	110.01	55.14	110.44	117.97	+0.73	+0.67%
 Bitcoin	30,460.8	29,328.5	30,872.9	29,307.2	+1123.3	+3.83%
 Ethereum	1,800.08	1,805.30	1,910.58	1,804.33	+90.15	+4.99%
 XRP	0.38610	0.38851	0.40495	0.38699	+0.00990	+2.47%
 Dogecoin	0.084872	0.082594	0.086404	0.082110	+0.003278	+2.70%

European stock markets started the new week with limited movements. DAX is up and 14553, FTSE 100 flat and 7591, CAC 40 up and 6566.

In the USA, transactions are carried out in narrow band. Dow Jones is up and 33266, S&P 500 up and 4174, Nasdaq up and 12778.

## XAU/USD

Gold's trading range today is 1848-1863, with the last trading price being 1856. The resistance levels are 1875 and 1887, and the support levels are 1850 and 1840.

**RESISTANCE 1 / 1875    RESISTANCE 2 / 1887**  
**SUPPORT 1 / 1850    SUPPORT 2 / 1840**



## XAG/USD

The trading range of silver today is 21.90-22.27, while the last trading price is 21.97. Resistance levels are 22.15 and 22.60, support levels are 22.00 and 21.85.

**RESISTANCE 1 / 22.15    RESISTANCE 2 / 22.60**  
**SUPPORT 1 / 22.00    SUPPORT 2 / 21.85**



# DAX

The trading range of the index today is 14483-14605, while the last level is 14553. Resistance levels are 14525 and 14800, support levels are 14320 and 14275.

**RESISTANCE 1 / 14525      RESISTANCE 2 / 14800**  
**SUPPORT 1 / 14320      SUPPORT 2 / 14275**



# ETHEREUM




































The trading range of Ethereum today is 1791-1919, the last trading price is 1896. The resistance levels are 1940 and 1955, and the support levels are 1700 and 1540.

**RESISTANCE 1 / 1940      RESISTANCE 2 / 1955**  
**SUPPORT 1 / 1700      SUPPORT 2 / 1540**






















• All recent market values in the report represent the values at the time the report was written.

# ECONOMIC CALENDAR

Time	Cur.	Imp.	Event	Actual	Forecast	Previous
<b>Monday, May 30, 2022</b>						
All Day		<b>Holiday</b>	United States - Memorial Day			
06:30	 GBP	★ ★ ☆	Investing.com GBP/USD Index	39.4%		43.6%
06:30	 USD	★ ★ ☆	Investing.com Gold Index	59.0%		54.9%
06:30	 USD	★ ★ ☆	Investing.com S&P 500 Index	50.8%		57.1%
06:30	 CAD	★ ★ ☆	Investing.com USD/CAD Index	53.0%		53.1%
06:30	 CHF	★ ★ ☆	Investing.com USD/CHF Index	53.1%		51.1%
06:30	 AUD	★ ★ ☆	Investing.com AUD/USD Index	32.9%		34.6%
06:30	 JPY	★ ★ ☆	Investing.com USD/JPY Index	54.1%		52.6%
06:30	 NZD	★ ★ ☆	Investing.com NZD/USD Index	51.1%		51.2%
06:30	 EUR	★ ★ ☆	Investing.com EUR/USD Index	57.7%		54.1%
07:00	 SEK	★ ★ ☆	GDP (YoY)	3.0%	5.2%	5.2%
07:00	 SEK	★ ★ ☆	GDP (QoQ)	-0.8%	-0.4%	1.1%
07:00	 SEK	★ ☆ ☆	Trade Balance (Apr)	-1.80B		4.70B
07:00	 EUR	★ ☆ ☆	German Import Price Index (MoM) (Apr)	1.8%	2.0%	5.7%
07:00	 EUR	★ ☆ ☆	German Import Price Index (YoY) (Apr)	31.7%	32.0%	31.2%
07:00	 NOK	★ ☆ ☆	Core Retail Sales (MoM) (Apr)	-0.9%		3.0%
07:30	 CHF	★ ★ ☆	Employment Level (Q1)	5.227M		5.239M
08:00	 CHF	★ ★ ☆	KOF Leading Indicators (May)	96.8	102.3	103.0
08:00	 EUR	★ ★ ☆	Spanish CPI (YoY) p	8.7%	8.3%	8.3%
08:00	 EUR	★ ☆ ☆	Spanish CPI (MoM) p	0.8%		-0.2%
08:00	 EUR	★ ★ ☆	Spanish HICP (YoY) (May) p	8.5%	8.2%	8.3%
08:00	 EUR	★ ☆ ☆	Spanish HICP (MoM) p	0.7%	0.8%	-0.3%
09:28	 EUR	★ ☆ ☆	Italian PPI (YoY) (Apr)	35.3%		36.9%
09:28	 EUR	★ ☆ ☆	Italian PPI (MoM) (Apr)	0.2%		4.0%
09:30	 EUR	★ ☆ ☆	Portuguese Business Confidence (May)	2.0		2.2
09:30	 EUR	★ ☆ ☆	Portuguese Consumer Confidence (May)	-32.40		-27.20
10:00	 EUR	★ ☆ ☆	Greek PPI (YoY) (Apr)	48.8%		46.2%
10:00	 EUR	★ ☆ ☆	Business and Consumer Survey (May)	105.0	104.9	104.9
10:00	 EUR	★ ☆ ☆	Business Climate (May)	1.26		1.59
10:00	 EUR	★ ☆ ☆	Consumer Confidence (May)	-21.1	-21.1	-22.0
10:00	 EUR	★ ☆ ☆	Consumer Inflation Expectation (May)	45.6		50.0
10:00	 EUR	★ ☆ ☆	Selling Price Expectations (May)	56.1		60.0
10:00	 EUR	★ ☆ ☆	Services Sentiment (May)	14.0	14.3	13.6
10:00	 EUR	★ ☆ ☆	Industrial Sentiment (May)	6.3	7.5	7.7
10:30	 EUR	★ ☆ ☆	Belgium CPI (YoY) (May)	8.97%		8.31%

# ECONOMIC CALENDAR

10:30	 EUR	☆☆☆	Belgium CPI (MoM) (May)	0.77%		0.33%
11:00	 EUR	☆☆☆	Irish Retail Sales (YoY) (Apr)	6.1%		4.2%
11:00	 EUR	☆☆☆	Irish Retail Sales (MoM) (Apr)	3.8%		1.5%
11:00	 EUR	☆☆☆	EU Leaders Summit <a href="#">↗</a>			
12:00	 EUR	☆☆☆	Spanish Business Confidence	1.5		-0.6
12:00	 BRL	☆☆☆	IGP-M Inflation Index (MoM) (May)	0.52%	0.46%	1.41%
12:25	 BRL	☆☆☆	BCB Focus Market Readout <a href="#">📄</a>			
13:00	 EUR	☆☆☆	German CPI (MoM) (May) <a href="#">P</a>	0.9%	0.5%	0.8%
13:00	 EUR	☆☆☆	German CPI (YoY) (May) <a href="#">P</a>	7.9%	7.6%	7.4%
13:00	 EUR	☆☆☆	German HICP (MoM) (May) <a href="#">P</a>	1.1%	0.5%	0.7%
13:00	 EUR	☆☆☆	German HICP (YoY) (May) <a href="#">P</a>	8.7%	8.0%	7.8%
13:30	 CAD	☆☆☆	Current Account (Q1)	5.0B	3.2B	-0.1B
14:00	 EUR	☆☆☆	French 12-Month BTF Auction	0.092%		0.051%
14:00	 EUR	☆☆☆	French 3-Month BTF Auction	-0.561%		-0.603%
14:00	 EUR	☆☆☆	French 6-Month BTF Auction	-0.432%		-0.400%
26 min	 USD	☆☆☆	Fed Waller Speaks <a href="#">↗</a>			
26 min	 BRL	☆☆☆	CAGED Net Payroll Jobs (Apr)		170.66K	136.20K
18:00	 EUR	☆☆☆	German Buba President Nagel Speaks <a href="#">↗</a>			
23:45	 NZD	☆☆☆	Building Consents (MoM) (Apr)			5.8%

LEGAL DISCLAIMER: The texts, information and graphics in this report and the comments are the first sources available in good faith and their accuracy, validity and effectiveness, in short, in any form, form and name, without constituting any guarantee, guarantee, and only information on the basis of any decision. Compiled in order to obtain. From the comments in these reports; Efor Forex and its employees are not responsible for any damages that may arise in matters such as missing information and / or updates. Efor Forex can change and / or eliminate such information and recommendations at any time, in no way and in any way, without the need for prior notice and / or warning.

This report and comments, prepared for the purpose of providing information in general, comprehensive information,

Since it does not contain any commitment of Efor Forex in any way and in any way, the decisions to be taken, the results to be reached, the transactions to be carried out and any risks that may occur will be their own and will be exclusive to these persons. For this reason, this report, comments and information on the basis of the decisions to be taken by private and / or legal persons, the results to be reached, all kinds of material and moral damages, loss of profit, loss of profit, under whatever name the concerned parties or third parties Efor Forex and its employees will not be liable for any direct and / or consequential damages and losses, and the concerned parties do not have the right to claim any compensation from Efor Forex and its employees under any name whatsoever for the damages incurred / to be incurred. they know and accept. This report, comment and the information contained in the "investment advisory" service and / or has no activity; people and institutions who want to receive investment consultancy services,

It is obligatory to contact the institutions and organizations authorized to provide the service and to receive this service in return for a contract. The comments and recommendations contained herein are based on the personal opinions of those who have made comments and recommendations. Since these opinions are generally arranged within the scope of general investment consultancy activity and do not contain personal reports, comments and recommendations, they may not be appropriate for your financial situation and risk and return preferences. Therefore, making an investment decision based solely on the information contained herein may not produce results in line with your expectations.