

AGENDA AND MARKETS OVERVIEW

- British Prime Minister Boris Johnson stated that they will continue to support Ukraine, "Together with our partners, we will increase the economic pressure and we will continue to intensify the sanctions against Russia every week." he said.
- Ukrainian President Volodymyr Zelenskiy stated that Ukraine has no time to wait and asked the West to embargo Russia's oil exports.
- The Ukrainian General Staff announced that Russia continues to strengthen its military units on the territory of Ukraine. "The invaders continue to partially block the city of Kharkiv," the statement said. There is a possibility of intensification of clashes for the city of Kharkiv," the statement said.
- The Ukrainian government has banned the import of goods from the Russian Federation.
- International credit rating agency S&P Global downgraded Russia's credit rating to "Selected Default" after the Russian government made the coupon and principal payments for 2022 and 2042 US Dollar Eurobonds in rubles on April 4.
- According to the statement made by the White House, US President Joe Biden will meet with Indian Prime Minister Narendra Modi today. The meeting, which will be held online, is expected to make it clear that the US does not want to see India increase its energy imports from Russia.
- Cleveland Fed President Loretta Mester said that inflation will remain high this year and next year, even if the Fed's steps reduce the pace of price increases. She also emphasized that she is "optimistic" about the continuation of the strong employment market.
- It is reported that Egypt and the European Union have reached an agreement to strengthen cooperation in the field of natural gas.
- German Labor Minister Hubertus Heil argued that economic growth in Germany will decline to 1.4-1.5 percent this year, from 2.7 percent in 2021. "We will still be growing, but this projection is based on predictions that the war will not spread and the energy supply will continue," said Minister Heil.
- According to the polls of the first round of the presidential election in France, President Emmanuel Macron and the far-right Marine Le Pen advanced to the second round.
- The Times newspaper suggested that Sweden and Finland are planning to join NATO this summer. According to the news based on the US officials, the joining of Sweden and Finland to NATO was discussed at the NATO foreign ministers meeting, which was held last week and attended by Sweden and Finland.
- Despite the expectations that the Fed will tighten more aggressively, China's 10-year bond yield fell below the US 10-year bond yield for the first time since 2010, with the pricing that China will maintain its easing policy for a while.
- The epidemic situation in China continues to worsen. The number of cases in Shanghai, the financial center of the country, exceeded 26 thousand and reached a new record. It was decided to apply mass testing in the city of 18 million people of Guangcou, where 11 cases were detected.
- Rising oil prices in China caused ex-factory prices to rise above expectations, pointing to inflationary pressure in the country, which is struggling with the epidemic once again. The producer price index in the country increased by 8.3 percent in March compared to the previous year. The expectation was that the increase would be 7.9%.
- Bank of Japan Governor Haruhiko Kuroda said the BOJ will maintain its ultra-loose monetary policy in order to consistently achieve its 2 percent inflation target.
- It has been stated that billionaire investor Elon Musk, who invested in the social media platform Twitter, will not join the company's board of directors.
- Elon Musk said on Twitter that Tesla could enter the lithium mining and refining business directly and on a large scale, as the price of the metal, an important component of battery production, has risen too high.
- Tesla was able to export only 60 vehicles in March from its factory in Shanghai, China. Strong domestic demand was effective in keeping Tesla's exports at such a low level.
- AT&T's WarnerMedia unit has completed its merger with reality TV giant Discovery. The two companies that merged were renamed Warner Bros Discovery Inc. and the company will begin trading on the Nasdaq today under the code "WBD".
- Nureddin Nebati, Minister of Treasury and Finance, said, "Inflation is slowly getting back on track and we will see how inflation falls every month in this country, starting from December, and we will walk together. Things will get better."
- The US 10-year bond yield traded in the range of 2.62%-2.72% on Friday, closing at 2.70%. The final level today is 2.77%.
- The dollar index moved in the range of 99.74-100.18 on Friday, closing at 99.83. The final level today is 99.87.
- Brent oil traded in the range of 99.99-103.61 on Friday, closing at 102.68. The last trades today are at 101.05.
- Ethereum was traded in the range of 3221-3307 yesterday, the closing was 3289. The last trading price today is 3183.

STOCK MARKETS

European stock markets closed on Friday, with recouping some of the losses. DAX 14226 closed at FTSE 100 7645 and CAC 40 6505. In the futures market, DAX is down 0.51%, FTSE 100 is down 0.28%, Euro Stoxx 50 is down 0.48%.

In the US, indices in the last trading day of the week was down, while the Dow Jones diverged positively. Dow Jones closed at 34739, S&P 500 4486, and Nasdaq at 14,332. In the futures market, Dow Jones is down 0.51%, S&P 500 down 0.61% and Nasdaq down 0.73%.

Asian stock markets started the new week with strong sales. Nikkei 225 is down 0.70% and 26797, Shanghai is down 2.21% and 3179, Hang Seng is down 2.73% and 21275.

CRYPTOCURRENCY MARKET

#	Name	Symbol	Price (USD)	Market Cap	Vol (24H)	Total Vol	Chg (24H)	Chg (7D)
1	Bitcoin	BTC	42,307	\$803.74B	\$21.23B	30.28%	-0.68%	-8.51%
2	Ethereum	ETH	3,183.1	\$383.13B	\$12.45B	17.70%	-1.87%	-8.15%
3	Tether	USDT	1.0005	\$82.57B	\$50.08B	71.45%	+0.02%	+0.01%
4	ION	ION	0.03932	\$70.33B	\$3.72K	0%	+1.85%	+100K%
5	BNB	BNB	416.12	\$68.73B	\$1.66B	2.36%	-2.20%	-7.03%
6	USD Coin	USDC	0.9998	\$50.99B	\$2.77B	3.96%	+0.02%	-0.04%
7	Solana	SOL	110.62	\$36.39B	\$1.45B	2.08%	-1.01%	-18.50%
8	XRP	XRP	0.74316	\$35.75B	\$1.35B	1.93%	-2.82%	-10.66%
9	Cardano	ADA	1.0189	\$34.40B	\$792.20M	1.13%	-1.96%	-14.54%
10	Terra	LUNA	88.177	\$31.37B	\$2.14B	3.05%	-7.08%	-22.98%
11	Avalanche	AVAX	79.76	\$21.38B	\$694.93M	0.99%	-4.47%	-17.98%
12	Dogecoin	DOGE	0.14722	\$19.55B	\$1.81B	2.58%	-0.16%	+1.58%
13	Polkadot	DOT	18.99	\$18.76B	\$600.90M	0.99%	-4.64%	-16.97%
14	Binance USD	BUSD	0.9998	\$17.92B	\$3.34B	4.76%	+0.02%	-0.22%
15	TerraUSD	UST	1	\$16.74B	\$527.54M	0.75%	0%	-0.12%
16	SHIBA INU	SHIB	0.0000244	\$13.39B	\$633.62M	0.90%	-0.86%	-8.80%
17	Wrapped Bitcoin	WBTC	42,317	\$11.84B	\$152.04M	0.22%	-0.94%	-8.66%
18	Polygon	MATIC	1.426	\$11.07B	\$411.50M	0.59%	-2.03%	-14.93%
19	Cronos	CRO	0.4374	\$11.05B	\$41.54M	0.08%	-1.82%	-8.37%
20	NEAR Protocol	NEAR	16.0042	\$10.70B	\$1.14B	1.02%	-3.93%	-3.34%

XAU/USD

Gold's trading range on Friday was 1927-1948, and its closing was 1947. The last trading price today is 1945. The resistance levels are 1950 and 1965, and the support levels are 1933 and 1915.

RESISTANCE 1 / 1950 RESISTANCE 2 / 1965
SUPPORT 1 / 1933 SUPPORT 2 / 1915



WTI CRUDE OIL

The trading range for WTI crude was 95.30-98.73 on Friday, with a close of 97.77. The last trading price today is 96.36. Resistance levels are 97.00 and 97.80, support levels are 95.80 and 93.50.

RESISTANCE 1 / 97.00 RESISTANCE 2 / 97.80
SUPPORT 1 / 95.80 SUPPORT 2 / 93.50



DAX

The index's trading range on Friday was 14140-14329, while its closing was 14226. The index is down 0.51% in the futures market. Resistance levels are 14380 and 14475, support levels are 14130 and 14000.

RESISTANCE 1 / 14380 RESISTANCE 2 / 14475
SUPPORT 1 / 14130 SUPPORT 2 / 14000



EUR/USD

The pair's trading range was 1.0836-1.0891 on Friday, with a close of 1.0875. The last trading price today is 1.0892. Resistance levels are 1.0880 and 1.0945, support levels are 1.0805 and 1.0770.

RESISTANCE 1 / 1.0880 RESISTANCE 2 / 1.0945
SUPPORT 1 / 1.0805 SUPPORT 2 / 1.0770



GBP/USD

The trading range of the pair was 1.2982-1.3083 on Friday, and the close was 1.3035. The last trading price today is 1.3020. Resistance levels are 1.3055 and 1.3130, support levels are 1.3000 and 1.2980.

RESISTANCE 1 / 1.3055 RESISTANCE 2 / 1.3130
SUPPORT 1 / 1.3000 SUPPORT 2 / 1.2980



USD/TRY

The pair's trading range on Friday was 14.7258-14.7609, and the close was 14.7478. The last trading price today is 14.7380. The resistance levels are 14,7950 and 14.8750, the support levels are 14,6750 and 14.5260.

RESISTANCE 1 / 14.7950 RESISTANCE 2 / 14.8750
SUPPORT 1 / 14.6750 SUPPORT 2 / 14.5260



BITCOIN

Bitcoin's trading range was 42393-43425 yesterday and its closing was 43111. The last trading price today is 42307. Resistance levels 43000 and 44430, support levels 42000 and 41535.

RESISTANCE 1 / 43000 **RESISTANCE 2 / 44430**
SUPPORT 1 / 42000 **SUPPORT 2 / 41535**



















- All last market values in the report represent the values at the time the report was written.

ECONOMIC CALENDAR

Time	Cur.	Imp.	Event	Actual	Forecast	Previous
Monday, April 11, 2022						
02:00	JPY	★ ★ ☆	BoJ Governor Kuroda Speaks 🔊			
02:30	CNY	★ ★ ☆	CPI (YoY) (Mar)	1.5%	1.2%	0.9%
02:30	CNY	★ ★ ☆	CPI (MoM) (Mar)	0.0%	-0.1%	0.6%
02:30	CNY	★ ★ ☆	PPI (YoY) (Mar)	8.3%	7.9%	8.8%
08:30	GBP	★ ★ ☆	Investing.com GBP/USD Index	48.6%		47.4%
08:30	USD	★ ★ ☆	Investing.com Gold Index	53.5%		59.5%
08:30	USD	★ ★ ☆	Investing.com S&P 500 Index	50.9%		40.9%
08:30	CAD	★ ★ ☆	Investing.com USD/CAD Index	45.7%		52.4%
08:30	CHF	★ ★ ☆	Investing.com USD/CHF Index	51.4%		57.0%
08:30	AUD	★ ★ ☆	Investing.com AUD/USD Index	41.6%		27.7%
08:30	JPY	★ ★ ☆	Investing.com USD/JPY Index	51.9%		62.6%
08:30	NZD	★ ★ ☆	Investing.com NZD/USD Index	54.1%		50.5%
08:30	EUR	★ ★ ☆	Investing.com EUR/USD Index	63.0%		54.7%
16 min	GBP	★ ☆ ☆	Construction Output (MoM) (Feb)		0.4%	1.1%
16 min	GBP	★ ☆ ☆	U.K. Construction Output (YoY) (Feb)		6.8%	9.9%
16 min	GBP	★ ★ ★	GDP (MoM)		0.3%	0.8%
16 min	GBP	★ ★ ★	GDP (YoY)		9.5%	10.0%
16 min	GBP	★ ☆ ☆	Index of Services		0.7%	1.0%
16 min	GBP	★ ☆ ☆	Industrial Production (YoY) (Feb)		2.1%	2.3%
16 min	GBP	★ ★ ☆	Industrial Production (MoM) (Feb)		0.3%	0.7%
16 min	GBP	★ ★ ★	Manufacturing Production (MoM) (Feb)		0.3%	0.8%
16 min	GBP	★ ☆ ☆	Manufacturing Production (YoY) (Feb)		3.0%	3.6%
16 min	GBP	★ ★ ★	Monthly GDP 3M/3M Change			1.1%
16 min	GBP	★ ★ ☆	Trade Balance (Feb)		-20.00B	-26.50B
16 min	GBP	★ ★ ☆	Trade Balance Non-EU (Feb)			-13.65B
16 min	JPY	★ ☆ ☆	Machine Tool Orders (YoY) 🇯🇵			31.6%
16 min	NOK	★ ☆ ☆	Core CPI YTD (Mar)		2.3%	2.1%
16 min	NOK	★ ☆ ☆	Core Inflation (MoM) (Mar)		0.4%	1.2%
16 min	NOK	★ ☆ ☆	CPI (YoY) (Mar)		5.0%	3.7%
16 min	NOK	★ ☆ ☆	CPI (MoM) (Mar)		1.1%	1.1%
16 min	NOK	★ ☆ ☆	PPI (YoY) (Mar)			53.2%
10:30	EUR	★ ☆ ☆	German 12-Month Bubill Auction			-0.557%
12:00	ZAR	★ ★ ☆	Manufacturing Production (YoY) (Feb)		2.9%	2.9%

ECONOMIC CALENDAR

12:00	 ZAR	★☆☆	Manufacturing Production (MoM) (Feb)	1.9%
12:25	 BRL	★★★	BCB Focus Market Readout 	
13:00	 GBP	★★★	NIESR Monthly GDP Tracker	0.9%
14:00	 EUR	★☆☆	French 12-Month BTF Auction	-0.410%
14:00	 EUR	★☆☆	French 3-Month BTF Auction	-0.649%
14:00	 EUR	★☆☆	French 6-Month BTF Auction	-0.652%
14:30	 USD	★★★	FOMC Member Bostic Speaks Ⓜ)	
14:30	 USD	★★★	FOMC Member Bowman Speaks Ⓜ)	
16:30	 USD	★☆☆	3-Month Bill Auction	0.670%
16:30	 USD	★☆☆	6-Month Bill Auction	1.110%
17:00	 USD	★★★	FOMC Member Williams Speaks Ⓜ)	
17:40	 USD	★☆☆	Chicago Fed President Evans Speaks Ⓜ)	
18:00	 USD	★☆☆	3-Year Note Auction	1.775%
18:30	 BRL	★☆☆	Foreign Exchange Flows	1.612B
20:15	 EUR	★★★	ECB McCaul Speaks Ⓜ)	
20:15	 EUR	★★★	ECB McCaul Speaks Ⓜ)	
23:00	 NZD	★★★	NZIER Business Confidence (Q1)	-28%
23:00	 NZD	★☆☆	NZIER QSBO Capacity Utilization (Q1)	89.5%
23:45	 NZD	★☆☆	External Migration & Visitors (Feb)	-26.00%
23:45	 NZD	★☆☆	Permanent/Long-Term Migration (Feb)	-558

LEGAL DISCLAIMER: The texts, information and graphics in this report and the comments are the first sources available in good faith and their accuracy, validity and effectiveness, in short, in any form, form and name, without constituting any guarantee, guarantee, and only information on the basis of any decision. Compiled in order to obtain. From the comments in these reports; Efor Forex and its employees are not responsible for any damages that may arise in matters such as missing information and / or updates. Efor Forex can change and / or eliminate such information and recommendations at any time, in no way and in any way, without the need for prior notice and / or warning.

This report and comments, prepared for the purpose of providing information in general, comprehensive information, Since it does not contain any commitment of Efor Forex in any way, the decisions to be taken, the results to be reached, the transactions to be carried out and any risks that may occur will be their own and will be exclusive to these persons. For this reason, this report, comments and information on the basis of the decisions to be taken by private and / or legal persons, the results to be reached, all kinds of material and moral damages, loss of profit, loss of profit, under whatever name the concerned parties or third parties Efor Forex and its employees will not be liable for any direct and / or consequential damages and losses, and the concerned parties do not have the right to claim any compensation from Efor Forex and its employees under any name whatsoever for the damages incurred / to be incurred. they know and accept. This report, comment and the information contained in the "investment advisory" service and / or has no activity; people and institutions who want to receive investment consultancy services, It is obligatory to contact the institutions and organizations authorized to provide the service and to receive this service in return for a contract. The comments and recommendations contained herein are based on the personal opinions of those who have made comments and recommendations. Since these opinions are generally arranged within the scope of general investment consultancy activity and do not contain personal reports, comments and recommendations, they may not be appropriate for your financial situation and risk and return preferences. Therefore, making an investment decision based solely on the information contained herein may not produce results in line with your expectations.

